



TQ **New Generation "D"** Condensing Units

PRODUCT DATA & SPECIFICATIONS

Bulletin T40-TQD-PDS-3
Part # 1110231

60
Hz

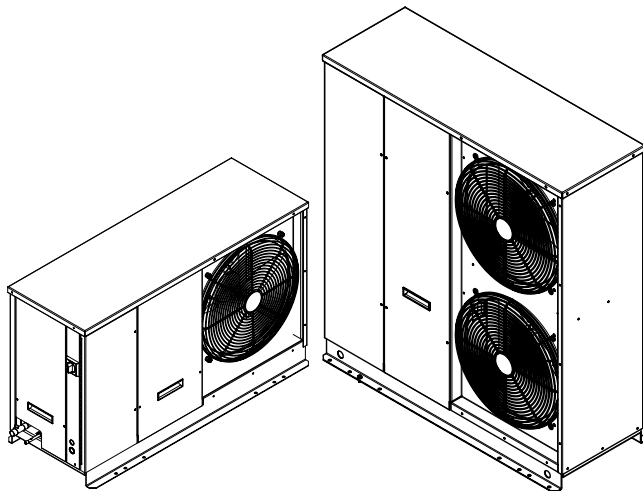
**Outdoor Air-Cooled
Condensing Units**

1/2 to 6 HP -
High, Medium and Low
Temperature Refrigeration

| | | |
|--|---|--|
| | PRODUCT SUPPORT | |
| | web: www.t-rp.com/tq | |
| | email: smcu@t-rp.com | |
| | call: 1-844-893-3222 x521 | |



**INCLUDES MODELS FOR DOE & NRCAN
AWEF-COMPLIANT APPLICATIONS**



QUIETUNIT
REFRIGERATION DUTY CONDENSING UNITS



CONTENTS

| | Page |
|--|-------------|
| Nomenclature..... | 2 |
| Features and Options..... | 2 |
| Selection Capacity Data..... | 3 - 9 |
| Electrical Data..... | 10 - 11 |
| Annual Walk-In Energy Factor (AWEF) Ratings..... | 12 - 13 |
| Sound Data..... | 13 |
| Dimensional Data..... | 14 - 15 |
| Specifications..... | 15 |
| Wiring Diagrams..... | 16 - 18 |
| Controller Instructions..... | 19 - 27 |
| Optional Accessories - Wall Mount..... | 28 |
| Optional Accessories - Wind Guard..... | 29 |
| Project Information..... | 30 |
| Product Support Resources..... | BACK |

TQZ A 025 H 8 - H T4 D - A

Model Series

TQZ = Quiet Scroll Compressor
 TQH = Quiet Hermetic Compressor (006H8 model only)

Compressor Manufacturer

A = Copeland
 D = Digital Scroll Copeland

Nominal HP

006 - 060 = 1/2 - 6 HP

Application Range

H = High and Med Temp
 L = Low Temp

Refrigerant*

8 = R407A, R407C, R448A, R449A, R404A, R507

Pre-Selected Factory Mounted Option Packages

A = Standard Features (see below)

Design Generation

D = Latest Catalog Series

Voltage*

S2 = 208/230-1-60
 T3 = 208/230-3-60
 T4 = 460-3-60

Enclosure

H = Outdoor

* subject to compressor availability

STANDARD FEATURES

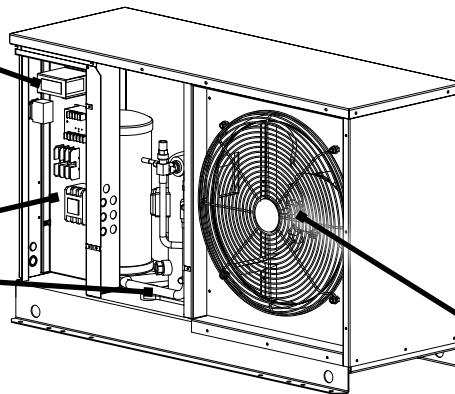
- Compatible with low GWP refrigerants
- Copeland scroll compressors (except on 006H8 model)
- Heavy duty weatherproof construction
- Painted cabinet
- High efficiency enhanced tube and fin condenser design
- Gold Coat™ fins (epoxy coating)
- High efficiency variable speed EC motor as head pressure control
- Sealed liquid line filter drier and sight glass
- Heated and insulated receiver
- Receiver with fusible plug and liquid shut-off valve
- Suction & discharge service valves
- Suction accumulator (low temperature models)
- Liquid injection (low temperature models)
- Discharge temp sensor (low temperature models)
- Crankcase heater
- Fixed high pressure control
- Dixell XC35CX condensing unit controller with Real Time Clock
- Unit leak tested and shipped with helium holding charge



XC35CX CONTROLLER

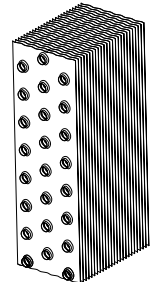


GENEROUSLY SIZED CONTROL PANEL FOR EASY ACCESS AND AMPLE ROOM FOR SERVICEABILITY



GOLD COAT™ FINNS

High corrosion resistance and heat exchange efficiency, epoxy aluminum foil.



VARIABLE SPEED EC MOTORS



AVAILABLE OPTIONS

- Suction accumulator (optional on high and medium temp models)
- Sealed suction filter
- Flooded head pressure control (adjustable)
- Non-fused disconnect switch
- Sound insulated compressor compartment
- Wall mount kit
- Extended leg kit
- Wind guard
- Oil separator (2 fan models only)
- QuickVac evacuation and refrigerant recovery valves
- Over-sized receiver
- Electronic voltage / phase monitor
- Digital Scroll on certain models (consult factory)

SELECTION CAPACITY DATA

TQ - QUIET CONDENSING UNITS

R404A R507 High and Medium Temperature

| Model TQ | Saturated Suction Temp. | | Selection Capacity BTU/h | | | | | |
|--|-------------------------|-------|--------------------------|---------------|-------------|----------------|----------------|----------------|
| | °F | °C | Ambient Temperature | | | | | |
| | | | 85°F (29.4°C) | 90°F (32.2°C) | 95°F (35°C) | 100°F (37.8°C) | 105°F (40.6°C) | 110°F (43.3°C) |
| TQHA006H8 Compressor Model RST45C2E | 40 | 4.4 | -- | -- | -- | -- | -- | -- |
| | 35 | 1.7 | -- | -- | -- | -- | -- | -- |
| | 30 | -1.1 | 8100 | 7790 | 7480 | 7150 | 6800 | 6450 |
| | 25 | -3.9 | 7360 | 7080 | 6790 | 6490 | 6180 | 5850 |
| | 20 | -6.7 | 6660 | 6410 | 6140 | 5870 | 5590 | 5290 |
| | 15 | -9.4 | 6000 | 5760 | 5530 | 5270 | 5020 | 4750 |
| | 10 | -12.2 | 5380 | 5170 | 4950 | 4720 | 4490 | 4250 |
| | 5 | -15.0 | 4810 | 4610 | 4420 | 4200 | 4000 | 3770 |
| 0 | -17.8 | 4290 | 4110 | 3920 | 3730 | 3540 | 3350 | |
| TQZA007H8 Compressor Model ZB06KAE | 40 | 4.4 | 11400 | 10900 | 10500 | 10000 | 9600 | 9150 |
| | 35 | 1.7 | 10400 | 10000 | 9600 | 9200 | 8790 | 8390 |
| | 30 | -1.1 | 9440 | 9090 | 8740 | 8380 | 8030 | 7670 |
| | 25 | -3.9 | 8540 | 8230 | 7930 | 7610 | 7290 | 6970 |
| | 20 | -6.7 | 7690 | 7430 | 7150 | 6870 | 6590 | 6300 |
| | 15 | -9.4 | 6910 | 6670 | 6430 | 6180 | 5930 | 5670 |
| | 10 | -12.2 | 6180 | 5980 | 5760 | 5540 | 5310 | 5080 |
| | 5 | -15.0 | 5530 | 5340 | 5150 | 4950 | 4740 | 4530 |
| 0 | -17.8 | 4940 | 4770 | 4600 | 4420 | 4220 | 4020 | |
| TQZA008H8 Compressor Model ZB07KAE | 40 | 4.4 | 13700 | 13200 | 12600 | 12100 | 11500 | 11000 |
| | 35 | 1.7 | 12500 | 12000 | 11500 | 11000 | 10500 | 10000 |
| | 30 | -1.1 | 11300 | 10900 | 10400 | 10000 | 9580 | 9150 |
| | 25 | -3.9 | 10200 | 9830 | 9460 | 9080 | 8700 | 8320 |
| | 20 | -6.7 | 9200 | 8870 | 8550 | 8210 | 7880 | 7560 |
| | 15 | -9.4 | 8260 | 7980 | 7690 | 7420 | 7130 | 6840 |
| | 10 | -12.2 | 7400 | 7150 | 6910 | 6660 | 6420 | 6170 |
| | 5 | -15.0 | 6600 | 6390 | 6170 | 5960 | 5740 | 5540 |
| 0 | -17.8 | 5870 | 5670 | 5490 | 5290 | 5110 | 4930 | |
| TQZA009H8 Compressor Model ZB08KAE | 40 | 4.4 | 15500 | 14900 | 14300 | 13700 | 13000 | 12400 |
| | 35 | 1.7 | 14000 | 13500 | 12900 | 12400 | 11800 | 11300 |
| | 30 | -1.1 | 12700 | 12200 | 11700 | 11200 | 10800 | 10300 |
| | 25 | -3.9 | 11500 | 11100 | 10600 | 10200 | 9770 | 9340 |
| | 20 | -6.7 | 10400 | 10000 | 9650 | 9270 | 8880 | 8510 |
| | 15 | -9.4 | 9420 | 9090 | 8750 | 8420 | 8080 | 7750 |
| | 10 | -12.2 | 8520 | 8220 | 7930 | 7630 | 7330 | 7050 |
| | 5 | -15.0 | 7680 | 7420 | 7160 | 6900 | 6640 | 6390 |
| 0 | -17.8 | 6900 | 6660 | 6430 | 6200 | 5980 | 5750 | |
| TQZA010H8 Compressor Model ZS09KAE | 40 | 4.4 | 16600 | 15900 | 15200 | 14500 | 13900 | 13300 |
| | 35 | 1.7 | 15300 | 14700 | 14000 | 13400 | 12900 | 12400 |
| | 30 | -1.1 | 14100 | 13500 | 12900 | 12400 | 11900 | 11400 |
| | 25 | -3.9 | 12900 | 12400 | 11900 | 11400 | 11000 | 10500 |
| | 20 | -6.7 | 11800 | 11300 | 10900 | 10400 | 10100 | 9700 |
| | 15 | -9.4 | 10700 | 10300 | 9920 | 9540 | 9190 | 8880 |
| | 10 | -12.2 | 9750 | 9370 | 9010 | 8670 | 8350 | 8090 |
| | 5 | -15.0 | 8810 | 8480 | 8140 | 7830 | 7550 | 7300 |
| 0 | -17.8 | 7930 | 7610 | 7300 | 7020 | 6760 | 6540 | |
| TQZA011H8 Compressor Model ZS11KAE | 40 | 4.4 | 19300 | 18500 | 17700 | 16900 | 16200 | 15500 |
| | 35 | 1.7 | 17800 | 17100 | 16300 | 15700 | 15000 | 14400 |
| | 30 | -1.1 | 16400 | 15700 | 15100 | 14500 | 13900 | 13400 |
| | 25 | -3.9 | 15100 | 14500 | 13900 | 13300 | 12800 | 12400 |
| | 20 | -6.7 | 13800 | 13300 | 12700 | 12300 | 11800 | 11400 |
| | 15 | -9.4 | 12600 | 12100 | 11600 | 11200 | 10800 | 10500 |
| | 10 | -12.2 | 11500 | 11000 | 10600 | 10200 | 9850 | 9560 |
| | 5 | -15.0 | 10400 | 10000 | 9580 | 9220 | 8900 | 8640 |
| 0 | -17.8 | 9330 | 8960 | 8600 | 8270 | 7980 | 7730 | |
| TQZA015H8 Compressor Model ZS13KAE | 40 | 4.4 | 23300 | 22400 | 21600 | 20700 | 19900 | 19000 |
| | 35 | 1.7 | 21400 | 20600 | 19900 | 19100 | 18300 | 17500 |
| | 30 | -1.1 | 19600 | 18900 | 18300 | 17600 | 16900 | 16100 |
| | 25 | -3.9 | 18000 | 17400 | 16800 | 16200 | 15500 | 14900 |
| | 20 | -6.7 | 16500 | 16000 | 15400 | 14900 | 14300 | 13700 |
| | 15 | -9.4 | 15100 | 14700 | 14200 | 13700 | 13200 | 12600 |
| | 10 | -12.2 | 13900 | 13400 | 13000 | 12600 | 12100 | 11700 |
| | 5 | -15.0 | 12600 | 12300 | 11900 | 11500 | 11100 | 10700 |
| 0 | -17.8 | 11500 | 11200 | 10900 | 10500 | 10200 | 9800 | |
| TQZA020H8 Compressor Model ZS15KAE | 40 | 4.4 | 26200 | 25100 | 24100 | 23100 | 22200 | 21300 |
| | 35 | 1.7 | 24400 | 23400 | 22500 | 21700 | 20900 | 20200 |
| | 30 | -1.1 | 22700 | 21900 | 21000 | 20300 | 19600 | 19000 |
| | 25 | -3.9 | 21100 | 20300 | 19600 | 19000 | 18400 | 17900 |
| | 20 | -6.7 | 19500 | 18800 | 18200 | 17600 | 17100 | 16700 |
| | 15 | -9.4 | 18000 | 17400 | 16800 | 16300 | 15900 | 15600 |
| | 10 | -12.2 | 16500 | 16000 | 15500 | 15000 | 14700 | 14400 |
| | 5 | -15.0 | 15100 | 14600 | 14100 | 13800 | 13500 | 13200 |
| 0 | -17.8 | 13700 | 13200 | 12800 | 12500 | 12200 | 12000 | |

| Model TQ | Saturated Suction Temp. | | Selection Capacity BTU/h | | | | | |
|---------------------------------------|-------------------------|-------|--------------------------|---------------|-------------|----------------|----------------|----------------|
| | °F | °C | Ambient Temperature | | | | | |
| | | | 85°F (29.4°C) | 90°F (32.2°C) | 95°F (35°C) | 100°F (37.8°C) | 105°F (40.6°C) | 110°F (43.3°C) |
| TQZA025H8 Compressor Model ZS19KAE | 40 | 4.4 | 28900 | 27700 | 26600 | 25500 | 24400 | 23500 |
| | 35 | 1.7 | 26900 | 25700 | 24700 | 23700 | 22800 | 22000 |
| | 30 | -1.1 | 24800 | 23800 | 22900 | 22000 | 21200 | 20500 |
| | 25 | -3.9 | 22900 | 22000 | 21200 | 20400 | 19700 | 19000 |
| | 20 | -6.7 | 21100 | 20200 | 19500 | 18800 | 18200 | 17600 |
| | 15 | -9.4 | 19300 | 18500 | 17900 | 17200 | 16700 | 16200 |
| | 10 | -12.2 | 17600 | 16900 | 16300 | 15700 | 15200 | 14800 |
| | 5 | -15.0 | 15900 | 15300 | 14800 | 14200 | 13800 | 13400 |
| 0 | -17.8 | 14400 | 13800 | 13300 | 12800 | 12400 | 12000 | |
| TQZA030H8 Compressor Model ZS21KAE | 40 | 4.4 | 36300 | 34800 | 33400 | 32200 | -- | -- |
| | 35 | 1.7 | 34100 | 32800 | 31600 | 30500 | 29600 | -- |
| | 30 | -1.1 | 31900 | 30800 | 29700 | 28800 | 28100 | -- |
| | 25 | -3.9 | 29800 | 28800 | 27900 | 27100 | 26500 | -- |
| | 20 | -6.7 | 27800 | 26900 | 26100 | 25400 | 24900 | -- |
| | 15 | -9.4 | 25700 | 24900 | 24300 | 23700 | 23300 | 23200 |
| | 10 | -12.2 | 23700 | 23000 | 22400 | 21900 | 21600 | 21500 |
| | 5 | -15.0 | 21700 | 21100 | 20500 | 20100 | 19900 | 19800 |
| 0 | -17.8 | 19800 | 19200 | 18700 | 18300 | 18000 | 17900 | |
| TQZA035H8 Compressor Model ZS26KAE | 40 | 4.4 | 43400 | 41600 | 39900 | 38300 | 36700 | 35300 |
| | 35 | 1.7 | 40500 | 38900 | 37400 | 35900 | 34600 | 33400 |
| | 30 | -1.1 | 37700 | 36200 | 34900 | 33600 | 32500 | 31500 |
| | 25 | -3.9 | 34900 | 33700 | 32500 | 31400 | 30400 | 29600 |
| | 20 | -6.7 | 32300 | 31200 | 30200 | 29200 | 28400 | 27700 |
| | 15 | -9.4 | 29800 | 28800 | 27900 | 27100 | 26400 | 25800 |
| | 10 | -12.2 | 27300 | 26400 | 25600 | 24900 | 24300 | 23900 |
| | 5 | -15.0 | 24900 | 24100 | 23400 | 22800 | 22300 | 21900 |
| 0 | -17.8 | 22600 | 21900 | 21200 | 20600 | 20200 | 19900 | |
| TQZA040H8 Compressor Model ZS29KAE | 40 | 4.4 | 48000 | 46000 | 44100 | 42400 | 40700 | 39300 |
| | 35 | 1.7 | 44900 | 43100 | 41400 | 39900 | 38500 | 37200 |
| | 30 | -1.1 | 41800 | 40300 | 38800 | 37400 | 36200 | 35200 |
| | 25 | -3.9 | 38900 | 37500 | 36200 | 35000 | 34000 | 33200 |
| | 20 | -6.7 | 36000 | 34800 | 33700 | 32700 | 31800 | 31200 |
| | 15 | -9.4 | 33300 | 32200 | 31200 | 30300 | 29600 | 29100 |
| | 10 | -12.2 | 30600 | 29600 | 28700 | 28000 | 27400 | 27000 |
| | 5 | -15.0 | 27900 | 27100 | 26300 | 25600 | 25100 | 24800 |
| 0 | -17.8 | 25400 | 24600 | 23800 | 23200 | 22800 | 22500 | |
| TQZA045H8 Compressor Model ZS33KAE | 40 | 4.4 | 54100 | 51900 | 49700 | 47600 | 45700 | 43900 |
| | 35 | 1.7 | 50200 | 48100 | 46100 | 44300 | 42500 | 41000 |
| | 30 | -1.1 | 46300 | 44500 | 42700 | 41000 | 39500 | 38100 |
| | 25 | -3.9 | 42700 | 41000 | 39400 | 37900 | 36600 | 35400 |
| | 20 | -6.7 | 39200 | 37700 | 36300 | 34900 | 33700 | 32700 |
| | 15 | -9.4 | 35900 | 34500 | 33200 | 32000 | 31000 | 30100 |
| | 10 | -12.2 | 32700 | 31500 | 30300 | 29200 | 28300 | 27500 |
| | 5 | -15.0 | 29600 | 28500 | 27400 | 26400 | 25600 | 24900 |
| 0 | -17.8 | 26700 | 25700 | 24700 | 23700 | 22900 | 22300 | |
| TQZA050H8 Compressor Model ZB38KCE | 40 | 4.4 | 60100 | 57500 | 54900 | 52300 | 49500 | 46800 |
| | 35 | 1.7 | 55800 | 53400 | 50900 | 48400 | 45900 | 43300 |
| | 30 | -1.1 | 51600 | 49300 | 47000 | 44700 | 42300 | 39900 |
| | 25 | -3.9 | 47500 | 45400 | 43300 | 41100 | 38900 | 36700 |
| | 20 | -6.7 | 43600 | 41600 | 39600 | 37600 | 35600 | 33500 |
| | 15 | -9.4 | 39800 | 38000 | 36100 | 34300 | 32400 | 30500 |
| | 10 | -12.2 | 36100 | 34500 | 32800 | 31100 | 29400 | 27700 |
| | 5 | -15.0 | 32700 | 31100 | 29600 | 28100 | 26600 | 25000 |
| 0 | -17.8 | 29400 | 28000 | 26600 | 25200 | 23900 | 22500 | |
| TQZA060H8 Compressor Model ZB45KCE | 40 | 4.4 | 69700 | 66700 | 63700 | 60600 | 57500 | -- |
| | 35 | 1.7 | 64700 | 62000 | 59100 | 56300 | 53400 | 50400 |
| | 30 | -1.1 | 60000 | 57400 | 54800 | 52100 | 49400 | 46600 |
| | 25 | -3.9 | 55400 | 53000 | 50600 | 48100 | 45600 | 43000 |
| | 20 | -6.7 | 51000 | 48800 | 46600 | 44300 | 42000 | 39600 |
| | 15 | -9.4 | 46800 | 44800 | 42700 | 40600 | 38500 | 36300 |
| | 10 | -12.2 | 42800 | 40900 | 39000 | 37100 | 35100 | 33100 |
| | 5 | -15.0 | 38900 | 37300 | 35600 | 33800 | 32000 | 30100 |
| 0 | -17.8 | 35300 | 33800 | 32300 | 30700 | 29000 | 27300 | |

† Available with Digital compressor (consult factory)

SELECTION CAPACITY DATA

TQ - QUIET CONDENSING UNITS

R407A High and Medium Temperature

| Model TQ | Saturated Suction Temp. | | Selection Capacity BTU/h | | | | | | Ambient Temperature | | | | | | | |
|---|-------------------------------|-------|--------------------------|----------|--------|----------|----------|----------|---------------------|----------|--------|----------|----------|----------|-------|-------|
| | °F | °C | 85°F | 90°F | 95°F | 100°F | 105°F | 110°F | 85°F | 90°F | 95°F | 100°F | 105°F | 110°F | | |
| | | | (29.4°C) | (32.2°C) | (35°C) | (37.8°C) | (40.6°C) | (43.3°C) | (29.4°C) | (32.2°C) | (35°C) | (37.8°C) | (40.6°C) | (43.3°C) | | |
| TQZA007H8 Compressor Model ZB06KAE | 40 | 4.4 | 10900 | 10600 | 10200 | 9890 | 9530 | 9180 | 40 | 4.4 | 38200 | 36800 | 35500 | 34100 | 32800 | -- |
| | 35 | 1.7 | 9880 | 9550 | 9230 | 8910 | 8600 | 8280 | 35 | 1.7 | 34700 | 33500 | 32300 | 31000 | 29800 | 28500 |
| | 30 | -1.1 | 8870 | 8590 | 8300 | 8010 | 7730 | 7440 | 30 | -1.1 | 31600 | 30400 | 29300 | 28200 | 27100 | 25900 |
| | 25 | -3.9 | 7940 | 7690 | 7430 | 7180 | 6920 | 6670 | 25 | -3.9 | 28700 | 27700 | 26600 | 25600 | 24600 | 23500 |
| | 20 | -6.7 | 7080 | 6860 | 6640 | 6410 | 6180 | 5960 | 20 | -6.7 | 26000 | 25100 | 24200 | 23300 | 22300 | 21400 |
| | 15 | -9.4 | 6310 | 6110 | 5910 | 5710 | 5510 | 5310 | 15 | -9.4 | 23600 | 22800 | 21900 | 21100 | 20300 | 19400 |
| | 10 | -12.2 | 5610 | 5440 | 5260 | 5090 | 4910 | 4740 | 10 | -12.2 | 21400 | 20600 | 19900 | 19100 | 18400 | 17600 |
| | 5 | -15.0 | 4990 | 4830 | 4690 | 4530 | 4380 | 4220 | 5 | -15.0 | 19300 | 18600 | 18000 | 17300 | 16600 | 16000 |
| 0 | -17.8 | 4450 | 4310 | 4190 | 4050 | 3910 | 3770 | 0 | -17.8 | 17400 | 16800 | 16200 | 15600 | 15000 | 14400 | |
| TQZA008H8 Compressor Model ZB07KAE | 40 | 4.4 | 12800 | 12400 | 12000 | 11600 | 11200 | 10900 | 40 | 4.4 | 46000 | 44700 | 43300 | 41900 | 40500 | 39100 |
| | 35 | 1.7 | 11700 | 11300 | 11000 | 10600 | 10300 | 9940 | 35 | 1.7 | 41700 | 40500 | 39200 | 37900 | 36600 | 35300 |
| | 30 | -1.1 | 10600 | 10300 | 9990 | 9670 | 9350 | 9040 | 30 | -1.1 | 37700 | 36600 | 35400 | 34200 | 33000 | 31800 |
| | 25 | -3.9 | 9610 | 9330 | 9030 | 8750 | 8460 | 8160 | 25 | -3.9 | 34000 | 33000 | 31900 | 30800 | 29700 | 28500 |
| | 20 | -6.7 | 8660 | 8400 | 8130 | 7870 | 7590 | 7310 | 20 | -6.7 | 30600 | 29600 | 28600 | 27600 | 26600 | 25500 |
| | 15 | -9.4 | 7760 | 7520 | 7270 | 7020 | 6760 | 6500 | 15 | -9.4 | 27400 | 26600 | 25600 | 24700 | 23700 | 22700 |
| | 10 | -12.2 | 6910 | 6690 | 6460 | 6210 | 5970 | 5710 | 10 | -12.2 | 24500 | 23700 | 22900 | 22000 | 21100 | 20200 |
| | 5 | -15.0 | 6130 | 5900 | 5680 | 5450 | 5200 | 4950 | 5 | -15.0 | 21800 | 21100 | 20300 | 19500 | 18600 | 17700 |
| 0 | -17.8 | 5400 | 5180 | 4960 | 4730 | 4480 | 4230 | 0 | -17.8 | 19400 | 18600 | 17900 | 17100 | 16300 | 15500 | |
| TQZA009H8 Compressor Model ZB08KAE | 40 | 4.4 | 14400 | 14000 | 13600 | 13100 | 12700 | 12300 | 40 | 4.4 | 50200 | 48600 | 46900 | 45200 | 43500 | 41800 |
| | 35 | 1.7 | 13300 | 12900 | 12500 | 12100 | 11700 | 11300 | 35 | 1.7 | 45600 | 44100 | 42600 | 41000 | 39400 | 37900 |
| | 30 | -1.1 | 12200 | 11900 | 11500 | 11100 | 10700 | 10400 | 30 | -1.1 | 41300 | 40000 | 38600 | 37200 | 35700 | 34300 |
| | 25 | -3.9 | 11200 | 10800 | 10500 | 10200 | 9790 | 9440 | 25 | -3.9 | 37400 | 36200 | 34900 | 33700 | 32400 | 31100 |
| | 20 | -6.7 | 10200 | 9850 | 9530 | 9210 | 8890 | 8560 | 20 | -6.7 | 33900 | 32800 | 31600 | 30500 | 29300 | 28100 |
| | 15 | -9.4 | 9170 | 8890 | 8600 | 8310 | 8010 | 7720 | 15 | -9.4 | 30700 | 29700 | 28600 | 27600 | 26500 | 25500 |
| | 10 | -12.2 | 8230 | 7960 | 7700 | 7430 | 7170 | 6890 | 10 | -12.2 | 27700 | 26800 | 25900 | 24900 | 24000 | 23000 |
| | 5 | -15.0 | 7300 | 7060 | 6830 | 6580 | 6350 | 6110 | 5 | -15.0 | 25000 | 24200 | 23300 | 22500 | 21600 | 20800 |
| 0 | -17.8 | 6400 | 6190 | 5980 | 5770 | 5550 | 5340 | 0 | -17.8 | 22500 | 21700 | 21000 | 20200 | 19500 | 18700 | |
| TQZA010H8 Compressor Model ZS09KAE | 40 | 4.4 | 16900 | 16300 | 15800 | 15200 | 14600 | 14100 | 40 | 4.4 | 55400 | 53500 | 51600 | 49700 | 47700 | 45800 |
| | 35 | 1.7 | 15300 | 14800 | 14300 | 13800 | 13300 | 12700 | 35 | 1.7 | 50300 | 48600 | 46900 | 45100 | 43400 | 41600 |
| | 30 | -1.1 | 13800 | 13400 | 12900 | 12500 | 12000 | 11500 | 30 | -1.1 | 45700 | 44200 | 42600 | 41000 | 39400 | 37700 |
| | 25 | -3.9 | 12500 | 12100 | 11700 | 11300 | 10900 | 10400 | 25 | -3.9 | 41500 | 40100 | 38600 | 37200 | 35700 | 34300 |
| | 20 | -6.7 | 11300 | 11000 | 10600 | 10200 | 9830 | 9440 | 20 | -6.7 | 37600 | 36300 | 35100 | 33700 | 32400 | 31100 |
| | 15 | -9.4 | 10200 | 9910 | 9570 | 9230 | 8880 | 8540 | 15 | -9.4 | 34100 | 32900 | 31800 | 30600 | 29400 | 28200 |
| | 10 | -12.2 | 9240 | 8950 | 8640 | 8330 | 8020 | 7720 | 10 | -12.2 | 30900 | 29800 | 28700 | 27700 | 26600 | 25600 |
| | 5 | -15.0 | 8330 | 8070 | 7790 | 7520 | 7240 | 6960 | 5 | -15.0 | 27900 | 26900 | 26000 | 25000 | 24100 | 23100 |
| 0 | -17.8 | 7480 | 7250 | 7000 | 6750 | 6510 | 6260 | 0 | -17.8 | 25100 | 24200 | 23400 | 22500 | 21700 | 20800 | |
| TQZA011H8 Compressor Model ZS11KAE | 40 | 4.4 | 19900 | 19300 | 18600 | 18000 | 17300 | 16600 | 40 | 4.4 | 65100 | 62800 | 60400 | 58000 | 55400 | 52800 |
| | 35 | 1.7 | 18100 | 17500 | 16900 | 16300 | 15700 | 15100 | 35 | 1.7 | 59300 | 57200 | 55000 | 52700 | 50400 | 48000 |
| | 30 | -1.1 | 16400 | 15800 | 15300 | 14800 | 14200 | 13600 | 30 | -1.1 | 53800 | 51900 | 49800 | 47800 | 45700 | 43500 |
| | 25 | -3.9 | 14800 | 14400 | 13900 | 13400 | 12800 | 12300 | 25 | -3.9 | 48600 | 46800 | 45000 | 43100 | 41200 | 39200 |
| | 20 | -6.7 | 13400 | 13000 | 12500 | 12100 | 11600 | 11200 | 20 | -6.7 | 43800 | 42100 | 40400 | 38700 | 37000 | 35200 |
| | 15 | -9.4 | 12100 | 11700 | 11300 | 10900 | 10500 | 10100 | 15 | -9.4 | 39200 | 37700 | 36200 | 34700 | 33100 | 31500 |
| | 10 | -12.2 | 11000 | 10600 | 10200 | 9870 | 9500 | 9130 | 10 | -12.2 | 35000 | 33600 | 32200 | 30800 | 29400 | 28100 |
| | 5 | -15.0 | 9880 | 9560 | 9230 | 8900 | 8560 | 8240 | 5 | -15.0 | 31000 | 29800 | 28600 | 27300 | 26100 | 24900 |
| 0 | -17.8 | 8880 | 8590 | 8300 | 8000 | 7710 | 7410 | 0 | -17.8 | 27400 | 26300 | 25200 | 24100 | 23000 | 22000 | |
| TQZA015H8 Compressor Model ZS13KAE | 40 | 4.4 | 22200 | 21500 | 20800 | 20000 | 19200 | 18500 | 40 | 4.4 | 74300 | 71600 | 68900 | 66000 | 63100 | 60100 |
| | 35 | 1.7 | 20200 | 19500 | 18800 | 18100 | 17400 | 16700 | 35 | 1.7 | 67700 | 65200 | 62700 | 60000 | 57400 | 54600 |
| | 30 | -1.1 | 18300 | 17700 | 17100 | 16500 | 15800 | 15200 | 30 | -1.1 | 61400 | 59100 | 56800 | 54400 | 52000 | 49400 |
| | 25 | -3.9 | 16600 | 16100 | 15500 | 14900 | 14400 | 13800 | 25 | -3.9 | 55500 | 53400 | 51300 | 49100 | 46800 | 44600 |
| | 20 | -6.7 | 15100 | 14600 | 14000 | 13500 | 13000 | 12500 | 20 | -6.7 | 49900 | 48000 | 46000 | 44100 | 42100 | 40000 |
| | 15 | -9.4 | 13600 | 13200 | 12700 | 12300 | 11800 | 11300 | 15 | -9.4 | 44700 | 43000 | 41200 | 39400 | 37600 | 35700 |
| | 10 | -12.2 | 12300 | 11900 | 11500 | 11100 | 10700 | 10300 | 10 | -12.2 | 39800 | 38300 | 36700 | 35100 | 33400 | 31800 |
| | 5 | -15.0 | 11100 | 10800 | 10400 | 10000 | 9640 | 9250 | 5 | -15.0 | 35400 | 33900 | 32500 | 31000 | 29600 | 28200 |
| 0 | -17.8 | 10000 | 9690 | 9350 | 9010 | 8670 | 8330 | 0 | -17.8 | 31200 | 30000 | 28700 | 27400 | 26100 | 24900 | |
| TQZA020H8 Compressor Model ZS15KAE | 40 | 4.4 | 26800 | 25900 | 24900 | 24000 | 23100 | 22100 | 40 | 4.4 | 84300 | 81600 | 78900 | 76000 | 73100 | 70100 |
| | 35 | 1.7 | 24300 | 23500 | 22600 | 21800 | 20900 | 20100 | 35 | 1.7 | 77700 | 75200 | 72700 | 70000 | 67400 | 64600 |
| | 30 | -1.1 | 22000 | 21300 | 20500 | 19700 | 19000 | 18200 | 30 | -1.1 | 71400 | 69100 | 66800 | 64400 | 62000 | 59400 |
| | 25 | -3.9 | 19900 | 19200 | 18500 | 17800 | 17100 | 16400 | 25 | -3.9 | 65500 | 63400 | 61300 | 59100 | 56800 | 54600 |
| | 20 | -6.7 | 17900 | 17300 | 16700 | 16000 | 15400 | 14800 | 20 | -6.7 | 59900 | 58000 | 56000 | 54100 | 52100 | 50000 |
| | 15 | -9.4 | 16000 | 15500 | 15000 | 14400 | 13800 | 13300 | 15 | -9.4 | 54700 | 53000 | 51200 | 49400 | 47600 | 45700 |
| | 10 | -12.2 | 14400 | 13900 | 13400 | 12900 | 12400 | 11900 | 10 | -12.2 | 49800 | 48300 | 46700 | 45100 | 43400 | 41800 |
| | 5 | -15.0 | 12800 | 12400 | 11900 | 11500 | 11000 | 10500 | 5 | -15.0 | 45400 | 43900 | 42500 | 41000 | 39600 | 38200 |
| 0 | -17.8 | 11400 | 11000 | 10600 | 10200 | 9760 | 9330 | 0 | -17.8 | 41200 | 39800 | 38400 | 37000 | 35600 | 34200 | |
| TQZA025H8 Compressor Model ZS19KAE | 40 | 4.4 | 30100 | 29100 | 28000 | 27000 | 25900 | 24800 | 40 | 4.4 | 94300 | 91600 | 88900 | 86000 | 83100 | 80100 |
| | 35 | 1.7 | 27300 | 26400 | 25500 | 24500 | 23500 | 22600 | 35 | 1.7 | 87700 | 85200 | 82700 | 80000 | 77400 | 74600 |
| | 30 | -1.1 | 24800 | 24000 | 23100 | 22200 | 21400 | 20500 | 30 | -1.1 | 81400 | 79100 | 76800 | 74400 | 72000 | 69400 |
| | 25 | -3.9 | 22600 | 21800 | 21000 | 20200 | 19400 | 18600 | 25 | -3.9 | 75500 | 73400 | 71300 | 69100 | 66800 | 64600 |
| | 20 | -6.7 | 20500 | 19800 | 19000 | 1 | | | | | | | | | | |

SELECTION CAPACITY DATA

TQ - QUIET CONDENSING UNITS

R448A R449A High and Medium Temperature

| Model TQ | Saturated Suction Temp. | | Selection Capacity BTU/h | | | | | | Model TQ | Saturated Suction Temp. | | Selection Capacity BTU/h | | | | | |
|--|-------------------------|-------|--------------------------|----------|--------|----------|----------|----------|--|-------------------------|-------|--------------------------|----------|--------|----------|----------|----------|
| | Ambient Temperature | | 85°F | 90°F | 95°F | 100°F | 105°F | 110°F | | Ambient Temperature | | 85°F | 90°F | 95°F | 100°F | 105°F | 110°F |
| | ° F | ° C | (29.4°C) | (32.2°C) | (35°C) | (37.8°C) | (40.6°C) | (43.3°C) | | ° F | ° C | (29.4°C) | (32.2°C) | (35°C) | (37.8°C) | (40.6°C) | (43.3°C) |
| TQHA006H8 Compressor Model RST45C2E | 40 | 4.4 | -- | -- | -- | -- | -- | -- | TQZA025H8 Compressor Model ZS19KAE | 40 | 4.4 | 29000 | 28000 | 26900 | 25700 | 24400 | 23000 |
| | 35 | 1.7 | -- | -- | -- | -- | -- | -- | | 35 | 1.7 | 26100 | 25200 | 24200 | 23100 | 22000 | 20600 |
| | 30 | -1.1 | 7790 | 7520 | 7240 | 6950 | 6660 | 6350 | | 30 | -1.1 | 23500 | 22700 | 21900 | 20900 | 19800 | 18600 |
| | 25 | -3.9 | 7030 | 6770 | 6520 | 6250 | 5980 | 5700 | | 25 | -3.9 | 21200 | 20500 | 19700 | 18900 | 17900 | 16800 |
| | 20 | -6.7 | 6320 | 6080 | 5840 | 5600 | 5340 | 5090 | | 20 | -6.7 | 19200 | 18600 | 17900 | 17100 | 16200 | 15200 |
| | 15 | -9.4 | 5650 | 5430 | 5200 | 4980 | 4750 | 4520 | | 15 | -9.4 | 17400 | 16800 | 16200 | 15500 | 14700 | 13800 |
| | 10 | -12.2 | 5020 | 4820 | 4620 | 4410 | 4210 | 4000 | | 10 | -12.2 | 15700 | 15300 | 14700 | 14100 | 13400 | 12600 |
| | 5 | -15.0 | 4440 | 4250 | 4070 | 3880 | 3700 | 3510 | | 5 | -15.0 | 14200 | 13800 | 13400 | 12800 | 12200 | 11400 |
| | 0 | -17.8 | 3900 | 3730 | 3560 | 3390 | 3220 | 3060 | | 0 | -17.8 | 12800 | 12500 | 12100 | 11600 | 11000 | 10400 |
| TQZA007H8 Compressor Model ZB06KAE | 40 | 4.4 | 10900 | 10500 | 10200 | 9850 | 9500 | 9150 | TQZA030H8 Compressor Model ZS21KAE | 40 | 4.4 | 38800 | 37400 | 36100 | 34700 | 33200 | 31700 |
| | 35 | 1.7 | 9920 | 9600 | 9290 | 8970 | 8650 | 8330 | | 35 | 1.7 | 35500 | 34300 | 33000 | 31700 | 30300 | 28900 |
| | 30 | -1.1 | 9010 | 8720 | 8430 | 8140 | 7840 | 7550 | | 30 | -1.1 | 32400 | 31300 | 30100 | 28900 | 27600 | 26200 |
| | 25 | -3.9 | 8150 | 7890 | 7620 | 7360 | 7080 | 6820 | | 25 | -3.9 | 29500 | 28400 | 27300 | 26200 | 25000 | 23700 |
| | 20 | -6.7 | 7350 | 7100 | 6870 | 6610 | 6370 | 6120 | | 20 | -6.7 | 26700 | 25800 | 24700 | 23600 | 22500 | 21300 |
| | 15 | -9.4 | 6590 | 6370 | 6160 | 5940 | 5700 | 5480 | | 15 | -9.4 | 24200 | 23200 | 22300 | 21300 | 20200 | 19100 |
| | 10 | -12.2 | 5890 | 5700 | 5500 | 5300 | 5090 | 4880 | | 10 | -12.2 | 21700 | 20900 | 20000 | 19000 | 18000 | 16900 |
| | 5 | -15.0 | 5250 | 5080 | 4900 | 4710 | 4530 | 4320 | | 5 | -15.0 | 19400 | 18600 | 17800 | 16900 | 15900 | 14900 |
| | 0 | -17.8 | 4660 | 4510 | 4350 | 4180 | 4010 | 3830 | | 0 | -17.8 | 17300 | 16500 | 15700 | 14900 | 13900 | 12900 |
| TQZA008H8 Compressor Model ZB07KAE | 40 | 4.4 | 13000 | 12500 | 12100 | 11700 | 11200 | 10800 | TQZA035H8 Compressor Model ZS26KAE | 40 | 4.4 | 45500 | 44100 | 42500 | 40800 | 38900 | 36800 |
| | 35 | 1.7 | 11800 | 11400 | 11000 | 10600 | 10200 | 9850 | | 35 | 1.7 | 41200 | 39900 | 38400 | 36800 | 35000 | 32900 |
| | 30 | -1.1 | 10700 | 10300 | 10000 | 9640 | 9290 | 8940 | | 30 | -1.1 | 37200 | 36000 | 34600 | 33100 | 31300 | 29400 |
| | 25 | -3.9 | 9660 | 9340 | 9020 | 8710 | 8400 | 8080 | | 25 | -3.9 | 33600 | 32400 | 31100 | 29700 | 28000 | 26200 |
| | 20 | -6.7 | 8680 | 8410 | 8120 | 7840 | 7560 | 7280 | | 20 | -6.7 | 30200 | 29100 | 27900 | 26500 | 25000 | 23200 |
| | 15 | -9.4 | 7780 | 7530 | 7280 | 7030 | 6770 | 6530 | | 15 | -9.4 | 27100 | 26100 | 25000 | 23700 | 22200 | 20600 |
| | 10 | -12.2 | 6940 | 6720 | 6500 | 6280 | 6050 | 5830 | | 10 | -12.2 | 24300 | 23400 | 22300 | 21100 | 19800 | 18200 |
| | 5 | -15.0 | 6180 | 5980 | 5790 | 5590 | 5380 | 5190 | | 5 | -15.0 | 21700 | 20900 | 19900 | 18800 | 17500 | 16100 |
| | 0 | -17.8 | 5490 | 5310 | 5130 | 4960 | 4780 | 4610 | | 0 | -17.8 | 19300 | 18600 | 17800 | 16800 | 15600 | 14200 |
| TQZA009H8 Compressor Model ZB08KAE | 40 | 4.4 | 15200 | 14700 | 14100 | 13600 | 13000 | 12500 | TQZA040H8 Compressor Model ZS29KAE | 40 | 4.4 | 51900 | 50300 | 48600 | 46800 | 45000 | 43100 |
| | 35 | 1.7 | 13800 | 13300 | 12800 | 12400 | 11900 | 11400 | | 35 | 1.7 | 47400 | 45900 | 44300 | 42700 | 41000 | 39200 |
| | 30 | -1.1 | 12500 | 12100 | 11600 | 11200 | 10800 | 10400 | | 30 | -1.1 | 43100 | 41700 | 40300 | 38800 | 37200 | 35600 |
| | 25 | -3.9 | 11300 | 10900 | 10500 | 10100 | 9770 | 9390 | | 25 | -3.9 | 39200 | 37900 | 36500 | 35100 | 33700 | 32100 |
| | 20 | -6.7 | 10100 | 9810 | 9480 | 9140 | 8810 | 8480 | | 20 | -6.7 | 35400 | 34200 | 33000 | 31700 | 30300 | 28900 |
| | 15 | -9.4 | 9070 | 8790 | 8490 | 8200 | 7910 | 7620 | | 15 | -9.4 | 31900 | 30800 | 29700 | 28500 | 27200 | 25800 |
| | 10 | -12.2 | 8100 | 7840 | 7590 | 7340 | 7080 | 6830 | | 10 | -12.2 | 28700 | 27700 | 26600 | 25400 | 24200 | 22900 |
| | 5 | -15.0 | 7220 | 7000 | 6770 | 6550 | 6330 | 6110 | | 5 | -15.0 | 25600 | 24700 | 23600 | 22600 | 21400 | 20200 |
| | 0 | -17.8 | 6420 | 6220 | 6030 | 5830 | 5640 | 5440 | | 0 | -17.8 | 22800 | 21900 | 20900 | 19900 | 18800 | 17600 |
| TQZA010H8 Compressor Model ZS09KAE | 40 | 4.4 | 16100 | 15700 | 15300 | 14800 | 14200 | 13500 | TQZA045H8 Compressor Model ZS33KAE | 40 | 4.4 | 56100 | 54300 | 52400 | 50400 | 48400 | 46400 |
| | 35 | 1.7 | 14500 | 14200 | 13800 | 13300 | 12700 | 12100 | | 35 | 1.7 | 51300 | 49600 | 47900 | 46100 | 44200 | 42300 |
| | 30 | -1.1 | 13100 | 12700 | 12400 | 11900 | 11500 | 10900 | | 30 | -1.1 | 46800 | 45200 | 43600 | 42000 | 40200 | 38400 |
| | 25 | -3.9 | 11800 | 11500 | 11100 | 10700 | 10300 | 9770 | | 25 | -3.9 | 42500 | 41100 | 39600 | 38100 | 36400 | 34700 |
| | 20 | -6.7 | 10600 | 10300 | 10000 | 9660 | 9260 | 8790 | | 20 | -6.7 | 38600 | 37200 | 35800 | 34400 | 32900 | 31300 |
| | 15 | -9.4 | 9480 | 9240 | 8990 | 8690 | 8330 | 7910 | | 15 | -9.4 | 34800 | 33600 | 32300 | 31000 | 29500 | 28000 |
| | 10 | -12.2 | 8480 | 8290 | 8070 | 7810 | 7500 | 7120 | | 10 | -12.2 | 31300 | 30200 | 29000 | 27700 | 26300 | 24900 |
| | 5 | -15.0 | 7590 | 7420 | 7240 | 7030 | 6760 | 6440 | | 5 | -15.0 | 28000 | 27000 | 25800 | 24600 | 23300 | 22000 |
| | 0 | -17.8 | 6760 | 6640 | 6500 | 6330 | 6120 | 5840 | | 0 | -17.8 | 25000 | 24000 | 22900 | 21700 | 20500 | 19200 |
| TQZA011H8 Compressor Model ZS11KAE | 40 | 4.4 | 19200 | 18700 | 18100 | 17500 | 16700 | 15900 | TQZA050H8 Compressor Model ZB38KCE | 40 | 4.4 | 63000 | 60800 | 58500 | 56200 | 53900 | -- |
| | 35 | 1.7 | 17300 | 16800 | 16300 | 15700 | 15100 | 14300 | | 35 | 1.7 | 57400 | 55400 | 53300 | 51200 | 49100 | 47000 |
| | 30 | -1.1 | 15600 | 15200 | 14700 | 14200 | 13500 | 12800 | | 30 | -1.1 | 52200 | 50300 | 48400 | 46500 | 44600 | 42700 |
| | 25 | -3.9 | 14000 | 13600 | 13200 | 12700 | 12200 | 11500 | | 25 | -3.9 | 47400 | 45600 | 43900 | 42100 | 40400 | 38600 |
| | 20 | -6.7 | 12600 | 12300 | 11900 | 11500 | 11000 | 10400 | | 20 | -6.7 | 42800 | 41200 | 39600 | 38000 | 36400 | 34900 |
| | 15 | -9.4 | 11300 | 11000 | 10700 | 10300 | 9870 | 9330 | | 15 | -9.4 | 38600 | 37100 | 35700 | 34200 | 32700 | 31300 |
| | 10 | -12.2 | 10100 | 9880 | 9610 | 9300 | 8900 | 8430 | | 10 | -12.2 | 34700 | 33300 | 31900 | 30600 | 29200 | 27800 |
| | 5 | -15.0 | 9050 | 8860 | 8640 | 8370 | 8050 | 7620 | | 5 | -15.0 | 30900 | 29600 | 28400 | 27100 | 25800 | 24500 |
| | 0 | -17.8 | 8090 | 7930 | 7760 | 7550 | 7270 | 6920 | | 0 | -17.8 | 27400 | 26200 | 25000 | 23800 | 22600 | 21400 |
| TQZA015H8 Compressor Model ZS13KAE | 40 | 4.4 | 21700 | 21100 | 20400 | 19600 | 18700 | 17700 | TQZA060H8 Compressor Model ZB45KCE | 40 | 4.4 | 74100 | 71400 | 68700 | 65900 | 63200 | -- |
| | 35 | 1.7 | 19600 | 19000 | 18400 | 17700 | 16900 | 15900 | | 35 | 1.7 | 67600 | 65100 | 62600 | 60100 | 57600 | -- |
| | 30 | -1.1 | 17600 | 17200 | 16600 | 16000 | 15200 | 14400 | | 30 | -1.1 | 61500 | 59200 | 56900 | 54700 | 52400 | 50100 |
| | 25 | -3.9 | 15900 | 15400 | 15000 | 14400 | 13700 | 12900 | | 25 | -3.9 | 55800 | 53700 | 51600 | 49500 | 47500 | 45400 |
| | 20 | -6.7 | 14300 | 13900 | 13500 | 13000 | 12400 | 11700 | | 20 | -6.7 | 50500 | 48600 | 46700 | 44700 | 42800 | 40900 |
| | 15 | -9.4 | 12800 | 12500 | 12100 | 11700 | 11200 | 10500 | | 15 | -9.4 | 45500 | 43700 | 42000 | 40200 | 38500 | 36700 |
| | 10 | -12.2 | 11500 | 11200 | 10900 | 10500 | 10100 | 9530 | | 10 | -12.2 | 40800 | 39200 | 37600 | 35900 | 34300 | 32700 |
| | 5 | -15.0 | 10300 | 10100 | 9840 | 9520 | 9140 | 8640 | | 5 | -15.0 | 36400 | 34900 | 33400 | 31800 | 30300 | 28900 |
| | 0 | -17.8 | 9210 | 9040 | 8840 | 8600 | 8280 | 7870 | | 0 | -17.8 | 32200 | 30800 | 29400 | 27900 | 26500 | 25100 |
| TQZA020H8 Compressor Model ZS15KAE | 40 | 4.4 | 25700 | 25000 | 24100 | 23100 | 22000 | 20700 | † Available with Digital compressor (consult factory) Shaded Area Restriction: 20°F Max Superheat | | | | | | | | |
| | 35 | 1.7 | 23200 | 22500 | 21800 | 20900 | 19800 | 18600 | | | | | | | | | |
| | 30 | -1.1 | 20900 | 20300 | 19600 | 18800 | 17900 | 16800 | | | | | | | | | |
| | 25 | -3.9 | 18900 | 18300 | 17700 | 17000 | 16100 | 15100 | | | | | | | | | |
| | 20 | -6.7 | 17000 | 16500 | 16000 | 15300 | 14500 | 13600 | | | | | | | | | |
| | 15 | -9.4 | 15300 | 14900 | 14400 | 13800 | 13100 | 12300 | | | | | | | | | |
| | 10 | -12.2 | 13700 | 13400 | 13000 | 12500 | 11900 | 11200 | | | | | | | | | |

SELECTION CAPACITY DATA

TQ - QUIET CONDENSING UNITS

R407C High and Medium Temperature

| Model TQ | Saturated Suction Temp. | | Selection Capacity BTU/h | | | | | |
|---------------------------------------|-------------------------|-------|--------------------------|------------------|----------------|-------------------|-------------------|-------------------|
| | | | Ambient Temperature | | | | | |
| | °F | °C | 85°F (29.4°C) | 90°F (32.2°C) | 95°F (35°C) | 100°F (37.8°C) | 105°F (40.6°C) | 110°F (43.3°C) |
| TQZA009H8 Compressor Model ZB08KAE | 40 | 4.4 | 14200 | 13700 | 13200 | 12700 | 12200 | 11700 |
| | 35 | 1.7 | 12800 | 12400 | 11900 | 11500 | 11000 | 10600 |
| | 30 | -1.1 | 11500 | 11100 | 10700 | 10400 | 10000 | 9640 |
| | 25 | -3.9 | 10400 | 10000 | 9690 | 9350 | 9030 | 8710 |
| | 20 | -6.7 | 9300 | 8990 | 8700 | 8420 | 8140 | 7870 |
| | 15 | -9.4 | 8310 | 8050 | 7790 | 7550 | 7310 | 7080 |
| | 10 | -12.2 | 7400 | 7180 | 6950 | 6740 | 6540 | 6350 |
| | 5 | -15.0 | 6570 | 6370 | 6180 | 6000 | 5830 | 5660 |
| TQZA010H8 Compressor Model ZS09KAE | 40 | 4.4 | 16000 | 15600 | 15100 | 14700 | 14200 | 13800 |
| | 35 | 1.7 | 14600 | 14200 | 13800 | 13400 | 13000 | 12600 |
| | 30 | -1.1 | 13200 | 12900 | 12500 | 12200 | 11800 | 11500 |
| | 25 | -3.9 | 11900 | 11600 | 11300 | 11000 | 10700 | 10400 |
| | 20 | -6.7 | 10700 | 10500 | 10200 | 9890 | 9600 | 9310 |
| | 15 | -9.4 | 9570 | 9330 | 9080 | 8830 | 8560 | 8280 |
| | 10 | -12.2 | 8480 | 8270 | 8050 | 7800 | 7560 | 7290 |
| | 5 | -15.0 | 7440 | 7250 | 7040 | 6820 | 6580 | 6330 |
| TQZA011H8 Compressor Model ZS11KAE | 40 | 4.4 | 19000 | 18400 | 17900 | 17400 | 16900 | 16300 |
| | 35 | 1.7 | 17300 | 16800 | 16300 | 15900 | 15400 | 14900 |
| | 30 | -1.1 | 15700 | 15300 | 14800 | 14400 | 14000 | 13600 |
| | 25 | -3.9 | 14200 | 13800 | 13400 | 13000 | 12700 | 12300 |
| | 20 | -6.7 | 12700 | 12400 | 12100 | 11700 | 11400 | 11000 |
| | 15 | -9.4 | 11400 | 11100 | 10800 | 10500 | 10100 | 9810 |
| | 10 | -12.2 | 10100 | 9810 | 9540 | 9250 | 8950 | 8630 |
| | 5 | -15.0 | 8840 | 8600 | 8350 | 8080 | 7790 | 7480 |
| TQZA015H8 Compressor Model ZS13KAE | 40 | 4.4 | 21200 | 20600 | 20000 | 19500 | 18900 | 18300 |
| | 35 | 1.7 | 19400 | 18800 | 18300 | 17800 | 17200 | 16700 |
| | 30 | -1.1 | 17600 | 17100 | 16700 | 16200 | 15700 | 15200 |
| | 25 | -3.9 | 15900 | 15500 | 15100 | 14700 | 14200 | 13800 |
| | 20 | -6.7 | 14300 | 14000 | 13600 | 13200 | 12800 | 12400 |
| | 15 | -9.4 | 12800 | 12500 | 12100 | 11800 | 11400 | 11000 |
| | 10 | -12.2 | 11400 | 11100 | 10800 | 10400 | 10100 | 9700 |
| | 5 | -15.0 | 10000 | 9720 | 9420 | 9110 | 8770 | 8410 |
| TQZA020H8 Compressor Model ZS15KAE | 40 | 4.4 | 25300 | 24600 | 23900 | 23100 | 22400 | 21700 |
| | 35 | 1.7 | 23100 | 22500 | 21800 | 21200 | 20500 | 19900 |
| | 30 | -1.1 | 21000 | 20400 | 19900 | 19300 | 18700 | 18100 |
| | 25 | -3.9 | 19000 | 18500 | 18000 | 17500 | 16900 | 16400 |
| | 20 | -6.7 | 17100 | 16700 | 16200 | 15700 | 15200 | 14700 |
| | 15 | -9.4 | 15300 | 14900 | 14500 | 14000 | 13600 | 13100 |
| | 10 | -12.2 | 13600 | 13200 | 12800 | 12400 | 12000 | 11500 |
| | 5 | -15.0 | 11900 | 11600 | 11200 | 10800 | 10400 | 10000 |
| TQZA025H8 Compressor Model ZS19KAE | 40 | 4.4 | 28300 | 27500 | 26700 | 25900 | 25100 | 24200 |
| | 35 | 1.7 | 25800 | 25100 | 24400 | 23700 | 22900 | 22200 |
| | 30 | -1.1 | 23500 | 22900 | 22200 | 21600 | 20900 | 20200 |
| | 25 | -3.9 | 21300 | 20700 | 20100 | 19500 | 18900 | 18300 |
| | 20 | -6.7 | 19200 | 18700 | 18100 | 17600 | 17000 | 16500 |
| | 15 | -9.4 | 17200 | 16700 | 16200 | 15700 | 15200 | 14700 |
| | 10 | -12.2 | 15200 | 14800 | 14400 | 13900 | 13400 | 12900 |
| | 5 | -15.0 | 13400 | 13000 | 12600 | 12100 | 11700 | 11200 |
| TQZA030H8 Compressor Model ZS21KAE | 40 | 4.4 | 37400 | 36300 | 35200 | 34100 | 33100 | 32000 |
| | 35 | 1.7 | 34200 | 33200 | 32200 | 31300 | 30300 | 29300 |
| | 30 | -1.1 | 31100 | 30300 | 29400 | 28500 | 27600 | 26700 |
| | 25 | -3.9 | 28200 | 27400 | 26700 | 25900 | 25000 | 24200 |
| | 20 | -6.7 | 25400 | 24700 | 24000 | 23300 | 22500 | 21800 |
| | 15 | -9.4 | 22800 | 22200 | 21500 | 20800 | 20100 | 19400 |
| | 10 | -12.2 | 20200 | 19700 | 19000 | 18400 | 17700 | 17000 |
| | 5 | -15.0 | 17800 | 17200 | 16700 | 16100 | 15400 | 14700 |
| TQZA035H8 Compressor Model ZS26KAE | 40 | 4.4 | 43700 | 42500 | 41300 | 40100 | 38900 | 37700 |
| | 35 | 1.7 | 39800 | 38700 | 37700 | 36600 | 35500 | 34400 |
| | 30 | -1.1 | 36100 | 35200 | 34200 | 33300 | 32300 | 31300 |
| | 25 | -3.9 | 32600 | 31800 | 31000 | 30100 | 29200 | 28300 |
| | 20 | -6.7 | 29400 | 28600 | 27800 | 27100 | 26300 | 25400 |
| | 15 | -9.4 | 26200 | 25600 | 24900 | 24200 | 23400 | 22600 |
| | 10 | -12.2 | 23200 | 22600 | 22000 | 21400 | 20700 | 19900 |
| | 5 | -15.0 | 20400 | 19900 | 19300 | 18700 | 18000 | 17300 |

| Model TQ | Saturated Suction Temp. | | Selection Capacity BTU/h | | | | | |
|---------------------------------------|-------------------------|-------|--------------------------|------------------|----------------|-------------------|-------------------|-------------------|
| | | | Ambient Temperature | | | | | |
| | °F | °C | 85°F (29.4°C) | 90°F (32.2°C) | 95°F (35°C) | 100°F (37.8°C) | 105°F (40.6°C) | 110°F (43.3°C) |
| TQZA040H8 Compressor Model ZS29KAE | 40 | 4.4 | 48700 | 47300 | 46000 | 44600 | 43300 | 41900 |
| | 35 | 1.7 | 44400 | 43200 | 42000 | 40700 | 39500 | 38300 |
| | 30 | -1.1 | 40300 | 39200 | 38100 | 37100 | 36000 | 34900 |
| | 25 | -3.9 | 36400 | 35500 | 34500 | 33500 | 32600 | 31500 |
| | 20 | -6.7 | 32700 | 31900 | 31100 | 30200 | 29300 | 28300 |
| | 15 | -9.4 | 29300 | 28500 | 27800 | 26900 | 26100 | 25200 |
| | 10 | -12.2 | 25900 | 25300 | 24600 | 23800 | 23000 | 22200 |
| | 5 | -15.0 | 22800 | 22200 | 21500 | 20800 | 20100 | 19200 |
| TQZA045H8 Compressor Model ZS33KAE | 40 | 4.4 | 52700 | 51300 | 49800 | 48300 | 46800 | 45300 |
| | 35 | 1.7 | 48200 | 46800 | 45500 | 44200 | 42800 | 41400 |
| | 30 | -1.1 | 43800 | 42600 | 41400 | 40200 | 39000 | 37700 |
| | 25 | -3.9 | 39700 | 38600 | 37500 | 36400 | 35300 | 34200 |
| | 20 | -6.7 | 35700 | 34800 | 33800 | 32800 | 31800 | 30700 |
| | 15 | -9.4 | 32000 | 31100 | 30200 | 29300 | 28400 | 27400 |
| | 10 | -12.2 | 28400 | 27600 | 26800 | 25900 | 25000 | 24100 |
| | 5 | -15.0 | 24900 | 24200 | 23500 | 22700 | 21800 | 20900 |
| TQZA050H8 Compressor Model ZB38KCE | 40 | 4.4 | 60600 | 58800 | 57000 | 55100 | 53200 | 51200 |
| | 35 | 1.7 | 55100 | 53400 | 51700 | 50000 | 48200 | 46400 |
| | 30 | -1.1 | 49900 | 48400 | 46800 | 45200 | 43600 | 41900 |
| | 25 | -3.9 | 45000 | 43600 | 42200 | 40700 | 39300 | 37800 |
| | 20 | -6.7 | 40500 | 39200 | 37900 | 36600 | 35300 | 34000 |
| | 15 | -9.4 | 36300 | 35200 | 34000 | 32900 | 31700 | 30600 |
| | 10 | -12.2 | 32500 | 31500 | 30500 | 29500 | 28500 | 27600 |
| | 5 | -15.0 | -- | -- | -- | -- | -- | -- |
| TQZA060H8 Compressor Model ZB45KCE | 40 | 4.4 | 72800 | 70400 | 67900 | 65400 | 62800 | 60100 |
| | 35 | 1.7 | 66100 | 63900 | 61600 | 59200 | 56800 | 54300 |
| | 30 | -1.1 | 59800 | 57700 | 55600 | 53400 | 51200 | 49000 |
| | 25 | -3.9 | 53900 | 52000 | 50000 | 48000 | 46000 | 44000 |
| | 20 | -6.7 | 48300 | 46600 | 44800 | 43000 | 41200 | 39400 |
| | 15 | -9.4 | 43200 | 41600 | 40000 | 38400 | 36800 | 35300 |
| | 10 | -12.2 | 38400 | 37000 | 35600 | 34200 | 32800 | 31500 |
| | 5 | -15.0 | -- | -- | -- | -- | -- | -- |

Shaded Area Restriction: 20°F Max Superheat

SELECTION CAPACITY DATA

TQ - QUIET CONDENSING UNITS

R407A Low Temperature

| Model TQ | Saturated Suction Temp. | | Selection Capacity BTU/h | | | | | |
|---|-------------------------------|-------|--------------------------|------------------|----------------|-------------------|-------------------|-------------------|
| | | | Ambient Temperature | | | | | |
| | ° F | ° C | 85°F (29.4°C) | 90°F (32.2°C) | 95°F (35°C) | 100°F (37.8°C) | 105°F (40.6°C) | 110°F (43.3°C) |
| TQZA010L8 Compressor Model ZF04KAE | 0 | -17.8 | 7020 | 6780 | 6550 | 6300 | 6070 | 5820 |
| | -5 | -20.6 | 6180 | 5980 | 5770 | 5550 | 5340 | 5130 |
| | -10 | -23.3 | 5420 | 5240 | 5060 | 4880 | 4690 | 4500 |
| | -15 | -26.1 | 4740 | 4590 | 4430 | 4270 | 4110 | 3940 |
| | -20 | -28.9 | 4130 | 4000 | 3860 | 3720 | 3580 | 3450 |
| | -25 | -31.7 | 3610 | 3490 | 3370 | 3250 | 3140 | 3020 |
| | -30 | -34.4 | 3150 | 3050 | 2950 | 2860 | 2750 | 2650 |
| | -35 | -37.2 | 2760 | 2690 | 2610 | 2530 | 2440 | 2350 |
| TQZA015L8 Compressor Model ZF05KAE | 0 | -17.8 | 8250 | 7980 | 7700 | 7430 | 7150 | 6870 |
| | -5 | -20.6 | 7290 | 7050 | 6810 | 6560 | 6300 | 6060 |
| | -10 | -23.3 | 6410 | 6200 | 5980 | 5760 | 5530 | 5310 |
| | -15 | -26.1 | 5610 | 5410 | 5220 | 5030 | 4840 | 4640 |
| | -20 | -28.9 | 4880 | 4720 | 4550 | 4390 | 4220 | 4040 |
| | -25 | -31.7 | 4240 | 4100 | 3960 | 3820 | 3670 | 3530 |
| | -30 | -34.4 | 3670 | 3560 | 3450 | 3320 | 3200 | 3080 |
| | -35 | -37.2 | 3200 | 3100 | 3010 | 2910 | 2800 | 2710 |
| TQZA020L8 Compressor Model ZF07KAE | 0 | -17.8 | 12500 | 12100 | 11700 | 11200 | 10800 | 10300 |
| | -5 | -20.6 | 11200 | 10800 | 10400 | 10000 | 9630 | 9200 |
| | -10 | -23.3 | 9930 | 9620 | 9290 | 8950 | 8580 | 8210 |
| | -15 | -26.1 | 8820 | 8550 | 8260 | 7960 | 7640 | 7310 |
| | -20 | -28.9 | 7810 | 7580 | 7320 | 7060 | 6780 | 6480 |
| | -25 | -31.7 | 6880 | 6680 | 6460 | 6230 | 5990 | 5720 |
| | -30 | -34.4 | 6020 | 5850 | 5660 | 5460 | 5240 | 5010 |
| | -35 | -37.2 | 5230 | 5070 | 4910 | 4730 | 4540 | 4320 |
| TQZA025L8 Compressor Model ZF08K4E | 0 | -17.8 | 14200 | 13700 | 13200 | 12700 | 12200 | 11700 |
| | -5 | -20.6 | 12700 | 12300 | 11900 | 11400 | 11000 | 10500 |
| | -10 | -23.3 | 11300 | 11000 | 10600 | 10200 | 9800 | 9380 |
| | -15 | -26.1 | 10000 | 9740 | 9410 | 9060 | 8710 | 8340 |
| | -20 | -28.9 | 8880 | 8600 | 8310 | 8010 | 7690 | 7370 |
| | -25 | -31.7 | 7800 | 7550 | 7300 | 7040 | 6760 | 6470 |
| | -30 | -34.4 | 6820 | 6600 | 6380 | 6140 | 5910 | 5650 |
| | -35 | -37.2 | 5930 | 5740 | 5540 | 5340 | 5130 | 4900 |
| TQZA030L8 Compressor Model ZF09K4E | 0 | -17.8 | 15500 | 15000 | 14500 | 14100 | 13600 | 13100 |
| | -5 | -20.6 | 14100 | 13700 | 13200 | 12800 | 12400 | 12000 |
| | -10 | -23.3 | 12700 | 12300 | 11900 | 11600 | 11200 | 10800 |
| | -15 | -26.1 | 11200 | 10900 | 10600 | 10300 | 9970 | 9660 |
| | -20 | -28.9 | 9890 | 9610 | 9330 | 9050 | 8780 | 8520 |
| | -25 | -31.7 | 8630 | 8390 | 8140 | 7900 | 7660 | 7440 |
| | -30 | -34.4 | 7530 | 7310 | 7080 | 6870 | 6660 | 6450 |
| | -35 | -37.2 | 6610 | 6400 | 6200 | 6000 | 5810 | 5630 |
| TQZA035L8 Compressor Model ZF11K4E | 0 | -17.8 | 19100 | 18500 | 17800 | 17200 | 16500 | 15900 |
| | -5 | -20.6 | 17400 | 16800 | 16300 | 15700 | 15100 | 14600 |
| | -10 | -23.3 | 15600 | 15100 | 14600 | 14200 | 13700 | 13200 |
| | -15 | -26.1 | 13800 | 13400 | 13000 | 12600 | 12200 | 11800 |
| | -20 | -28.9 | 12200 | 11800 | 11400 | 11100 | 10700 | 10400 |
| | -25 | -31.7 | 10600 | 10300 | 9980 | 9670 | 9370 | 9070 |
| | -30 | -34.4 | 9240 | 8970 | 8690 | 8410 | 8140 | 7890 |
| | -35 | -37.2 | 8100 | 7850 | 7600 | 7350 | 7120 | 6890 |
| | -40 | -40.0 | 7250 | 7010 | 6770 | 6550 | 6330 | 6130 |

| Model TQ | Saturated Suction Temp. | | Selection Capacity BTU/h | | | | | |
|---|-------------------------------|-------|--------------------------|------------------|----------------|-------------------|-------------------|-------------------|
| | | | Ambient Temperature | | | | | |
| | ° F | ° C | 85°F (29.4°C) | 90°F (32.2°C) | 95°F (35°C) | 100°F (37.8°C) | 105°F (40.6°C) | 110°F (43.3°C) |
| TQZA045L8 Compressor Model ZF13K4E | 0 | -17.8 | 24200 | 23500 | 22700 | 22000 | 21300 | 20600 |
| | -5 | -20.6 | 21600 | 21000 | 20300 | 19600 | 19000 | 18300 |
| | -10 | -23.3 | 19200 | 18600 | 18000 | 17400 | 16800 | 16200 |
| | -15 | -26.1 | 16900 | 16300 | 15800 | 15200 | 14700 | 14200 |
| | -20 | -28.9 | 14700 | 14200 | 13700 | 13200 | 12800 | 12400 |
| | -25 | -31.7 | 12800 | 12300 | 11900 | 11500 | 11100 | 10700 |
| | -30 | -34.4 | 11100 | 10700 | 10300 | 9940 | 9620 | 9350 |
| | -35 | -37.2 | 9690 | 9340 | 9000 | 8700 | 8440 | 8250 |
| TQZA055L8 Compressor Model ZF15K4E | 0 | -17.8 | 28800 | 27900 | 27000 | 26100 | 25200 | 24300 |
| | -5 | -20.6 | 25900 | 25100 | 24200 | 23400 | 22600 | 21700 |
| | -10 | -23.3 | 23100 | 22300 | 21600 | 20800 | 20100 | 19300 |
| | -15 | -26.1 | 20400 | 19800 | 19100 | 18400 | 17700 | 17000 |
| | -20 | -28.9 | 17900 | 17400 | 16800 | 16200 | 15600 | 15000 |
| | -25 | -31.7 | 15700 | 15200 | 14700 | 14200 | 13600 | 13100 |
| | -30 | -34.4 | 13800 | 13400 | 12900 | 12400 | 12000 | 11600 |
| | -35 | -37.2 | 12200 | 11800 | 11400 | 11100 | 10700 | 10300 |
| TQZA060L8 Compressor Model ZF18K4E | 0 | -17.8 | 33400 | 32400 | 31400 | 30400 | 29400 | 28300 |
| | -5 | -20.6 | 29900 | 29000 | 28100 | 27200 | 26200 | 25200 |
| | -10 | -23.3 | 26600 | 25800 | 25000 | 24100 | 23200 | 22300 |
| | -15 | -26.1 | 23500 | 22800 | 22100 | 21300 | 20500 | 19600 |
| | -20 | -28.9 | 20700 | 20100 | 19400 | 18700 | 18000 | 17200 |
| | -25 | -31.7 | 18300 | 17700 | 17100 | 16500 | 15800 | 15100 |
| | -30 | -34.4 | 16100 | 15600 | 15100 | 14500 | 13900 | 13300 |
| | -35 | -37.2 | 14300 | 13800 | 13400 | 12900 | 12400 | 11800 |
| | -40 | -40.0 | 12800 | 12500 | 12100 | 11600 | 11200 | 10700 |

SELECTION CAPACITY DATA

TQ - QUIET CONDENSING UNITS

R448A R449A Low Temperature

| Model TQ | Saturated Suction Temp. | | Selection Capacity BTU/h | | | | | |
|---------------------------------------|-------------------------|-------|--------------------------|---------------|-------------|----------------|----------------|----------------|
| | | | Ambient Temperature | | | | | |
| | ° F | ° C | 85°F (29.4°C) | 90°F (32.2°C) | 95°F (35°C) | 100°F (37.8°C) | 105°F (40.6°C) | 110°F (43.3°C) |
| TQZA010L8 Compressor Model ZF04KAE | 0 | -17.8 | 7220 | 7000 | 6760 | 6530 | 6290 | 6050 |
| | -5 | -20.6 | 6410 | 6210 | 6000 | 5790 | 5590 | 5370 |
| | -10 | -23.3 | 5650 | 5480 | 5300 | 5110 | 4930 | 4740 |
| | -15 | -26.1 | 4960 | 4820 | 4650 | 4500 | 4340 | 4180 |
| | -20 | -28.9 | 4350 | 4220 | 4090 | 3950 | 3810 | 3670 |
| | -25 | -31.7 | 3800 | 3690 | 3570 | 3460 | 3340 | 3220 |
| | -30 | -34.4 | 3320 | 3220 | 3120 | 3030 | 2930 | 2840 |
| | -35 | -37.2 | 2910 | 2820 | 2750 | 2660 | 2590 | 2500 |
| -40 | -40.0 | 2570 | 2500 | 2440 | 2360 | 2300 | 2240 | |
| TQZA015L8 Compressor Model ZF05KAE | 0 | -17.8 | 8490 | 8220 | 7940 | 7660 | 7380 | 7100 |
| | -5 | -20.6 | 7540 | 7310 | 7060 | 6820 | 6570 | 6320 |
| | -10 | -23.3 | 6680 | 6470 | 6260 | 6030 | 5820 | 5600 |
| | -15 | -26.1 | 5890 | 5690 | 5510 | 5320 | 5130 | 4930 |
| | -20 | -28.9 | 5160 | 5000 | 4840 | 4670 | 4490 | 4330 |
| | -25 | -31.7 | 4490 | 4370 | 4220 | 4080 | 3940 | 3790 |
| | -30 | -34.4 | 3920 | 3800 | 3680 | 3550 | 3430 | 3310 |
| | -35 | -37.2 | 3400 | 3310 | 3200 | 3100 | 3000 | 2890 |
| -40 | -40.0 | 2960 | 2880 | 2790 | 2710 | 2620 | 2540 | |
| TQZA020L8 Compressor Model ZF07KAE | 0 | -17.8 | 12600 | 12200 | 11700 | 11300 | 10900 | 10500 |
| | -5 | -20.6 | 11200 | 10800 | 10500 | 10100 | 9720 | 9340 |
| | -10 | -23.3 | 9980 | 9660 | 9340 | 9020 | 8690 | 8360 |
| | -15 | -26.1 | 8890 | 8610 | 8340 | 8060 | 7770 | 7480 |
| | -20 | -28.9 | 7910 | 7670 | 7430 | 7180 | 6930 | 6690 |
| | -25 | -31.7 | 7010 | 6810 | 6600 | 6390 | 6180 | 5970 |
| | -30 | -34.4 | 6180 | 6010 | 5830 | 5650 | 5470 | 5290 |
| | -35 | -37.2 | 5400 | 5250 | 5100 | 4940 | 4790 | 4630 |
| -40 | -40.0 | 4650 | 4520 | 4390 | 4250 | 4110 | 3970 | |
| TQZA025L8 Compressor Model ZF08K4E | 0 | -17.8 | 14800 | 14300 | 13900 | 13400 | 12900 | 12400 |
| | -5 | -20.6 | 13200 | 12900 | 12500 | 12000 | 11600 | 11200 |
| | -10 | -23.3 | 11800 | 11500 | 11100 | 10800 | 10400 | 10000 |
| | -15 | -26.1 | 10500 | 10200 | 9920 | 9610 | 9280 | 8930 |
| | -20 | -28.9 | 9330 | 9070 | 8810 | 8530 | 8240 | 7940 |
| | -25 | -31.7 | 8240 | 8010 | 7780 | 7530 | 7290 | 7020 |
| | -30 | -34.4 | 7250 | 7050 | 6840 | 6620 | 6400 | 6170 |
| | -35 | -37.2 | 6360 | 6170 | 5980 | 5790 | 5600 | 5390 |
| -40 | -40.0 | 5540 | 5370 | 5200 | 5030 | 4850 | 4680 | |
| TQZA030L8 Compressor Model ZF09K4E | 0 | -17.8 | 16200 | 15700 | 15200 | 14800 | 14300 | 13700 |
| | -5 | -20.6 | 14600 | 14100 | 13700 | 13300 | 12800 | 12400 |
| | -10 | -23.3 | 13000 | 12700 | 12300 | 11900 | 11500 | 11100 |
| | -15 | -26.1 | 11600 | 11300 | 11000 | 10600 | 10300 | 9960 |
| | -20 | -28.9 | 10300 | 10000 | 9770 | 9480 | 9180 | 8890 |
| | -25 | -31.7 | 9150 | 8900 | 8660 | 8400 | 8150 | 7900 |
| | -30 | -34.4 | 8060 | 7840 | 7630 | 7420 | 7200 | 6980 |
| | -35 | -37.2 | 7060 | 6880 | 6690 | 6510 | 6310 | 6120 |
| -40 | -40.0 | 6160 | 5990 | 5820 | 5660 | 5500 | 5330 | |
| TQZA035L8 Compressor Model ZF11K4E | 0 | -17.8 | 19900 | 19300 | 18700 | 18000 | 17400 | 16700 |
| | -5 | -20.6 | 17900 | 17400 | 16800 | 16200 | 15600 | 15000 |
| | -10 | -23.3 | 16000 | 15500 | 15000 | 14500 | 14000 | 13500 |
| | -15 | -26.1 | 14300 | 13900 | 13400 | 13000 | 12500 | 12000 |
| | -20 | -28.9 | 12700 | 12300 | 12000 | 11600 | 11200 | 10800 |
| | -25 | -31.7 | 11200 | 10900 | 10600 | 10300 | 9920 | 9570 |
| | -30 | -34.4 | 9900 | 9640 | 9360 | 9070 | 8780 | 8470 |
| | -35 | -37.2 | 8690 | 8460 | 8230 | 7990 | 7740 | 7470 |
| -40 | -40.0 | 7600 | 7400 | 7200 | 7000 | 6770 | 6560 | |

| Model TQ | Saturated Suction Temp. | | Selection Capacity BTU/h | | | | | |
|---------------------------------------|-------------------------|-------|--------------------------|---------------|-------------|----------------|----------------|----------------|
| | | | Ambient Temperature | | | | | |
| | ° F | ° C | 85°F (29.4°C) | 90°F (32.2°C) | 95°F (35°C) | 100°F (37.8°C) | 105°F (40.6°C) | 110°F (43.3°C) |
| TQZA045L8 Compressor Model ZF13K4E | 0 | -17.8 | 24600 | 23700 | 22700 | 21800 | 20800 | 19700 |
| | -5 | -20.6 | 22000 | 21200 | 20300 | 19400 | 18500 | 17600 |
| | -10 | -23.3 | 19500 | 18800 | 18100 | 17300 | 16500 | 15700 |
| | -15 | -26.1 | 17300 | 16600 | 16000 | 15300 | 14700 | 14000 |
| | -20 | -28.9 | 15200 | 14700 | 14100 | 13600 | 13000 | 12500 |
| | -25 | -31.7 | 13300 | 12900 | 12400 | 12000 | 11500 | 11100 |
| | -30 | -34.4 | 11600 | 11300 | 10900 | 10600 | 10300 | 9970 |
| | -35 | -37.2 | 10100 | 9850 | 9600 | 9380 | 9190 | 9030 |
| -40 | -40.0 | 8800 | 8620 | 8470 | 8380 | 8310 | 8290 | |
| TQZA055L8 Compressor Model ZF15K4E | 0 | -17.8 | 29600 | 28500 | 27300 | 26200 | 24900 | 23700 |
| | -5 | -20.6 | 26500 | 25600 | 24600 | 23500 | 22400 | 21300 |
| | -10 | -23.3 | 23700 | 22900 | 22000 | 21100 | 20100 | 19200 |
| | -15 | -26.1 | 21100 | 20400 | 19600 | 18800 | 18000 | 17200 |
| | -20 | -28.9 | 18700 | 18100 | 17400 | 16800 | 16100 | 15400 |
| | -25 | -31.7 | 16500 | 16000 | 15400 | 14900 | 14300 | 13800 |
| | -30 | -34.4 | 14500 | 14100 | 13600 | 13200 | 12800 | 12400 |
| | -35 | -37.2 | 12700 | 12400 | 12100 | 11700 | 11400 | 11100 |
| -40 | -40.0 | 11200 | 10900 | 10700 | 10500 | 10300 | 10100 | |
| TQZA060L8 Compressor Model ZF18K4E | 0 | -17.8 | 34900 | 33700 | 32300 | 31000 | 29600 | 28200 |
| | -5 | -20.6 | 31400 | 30300 | 29100 | 28000 | 26800 | 25500 |
| | -10 | -23.3 | 28100 | 27200 | 26200 | 25200 | 24100 | 23100 |
| | -15 | -26.1 | 25100 | 24300 | 23400 | 22600 | 21700 | 20800 |
| | -20 | -28.9 | 22300 | 21600 | 20900 | 20200 | 19500 | 18800 |
| | -25 | -31.7 | 19700 | 19200 | 18600 | 18000 | 17500 | 16900 |
| | -30 | -34.4 | 17400 | 16900 | 16500 | 16100 | 15700 | 15300 |
| | -35 | -37.2 | 15200 | 14900 | 14600 | 14300 | 14100 | 13900 |
| -40 | -40.0 | 13300 | 13100 | 12900 | 12800 | 12700 | 12600 | |

High and Medium Temperature Models

| Model TQ | Compressor Model No. | Power Supply | Compressor | | Condenser Fan Motor | | | Unit | | |
|-------------|----------------------|--------------|--------------|------|---------------------|-------|-----|------|------|----|
| | | | RLA | LRA | Quantity | Watts | FLA | MCA | MOP | |
| TQHA006H8-H | S2D | RST45C2E-CFV | 208-230/1/60 | 4.9 | 30 | 1 | 165 | 1.7 | 7.8 | 15 |
| TQZA007H8-H | S2D | ZB06KAE-PFV | 208-230/1/60 | 6.0 | 36 | 1 | 165 | 1.7 | 9.2 | 15 |
| | T3D | ZB06KAE-TF5 | 208-230/3/60 | 4.8 | 37.8 | 1 | 165 | 1.7 | 7.7 | 15 |
| TQZA008H8-H | S2D | ZB07KAE-PFV | 208-230/1/60 | 6.3 | 48 | 1 | 165 | 1.7 | 9.6 | 15 |
| | T3D | ZB07KAE-TF5 | 208-230/3/60 | 5.2 | 37.8 | 1 | 165 | 1.7 | 8.2 | 15 |
| TQZA009H8-H | S2D | ZB08KAE-PFV | 208-230/1/60 | 8.0 | 47.2 | 1 | 165 | 1.7 | 11.7 | 15 |
| | T3D | ZB08KAE-TF5 | 208-230/3/60 | 5.3 | 37.8 | 1 | 165 | 1.7 | 8.3 | 15 |
| TQZA010H8-H | S2D | ZS09KAE-PFV | 208-230/1/60 | 10.0 | 41 | 1 | 165 | 1.7 | 14.2 | 20 |
| | T3D | ZS09KAE-TF5 | 208-230/3/60 | 8.0 | 55.4 | 1 | 165 | 1.7 | 11.7 | 15 |
| | T4D | ZS09KAE-TFD | 460/3/60 | 3.8 | 28 | 1 | 165 | 0.9 | 5.7 | 15 |
| TQZA011H8-H | S2D | ZS11KAE-PFV | 208-230/1/60 | 12.6 | 55 | 1 | 165 | 1.7 | 17.5 | 30 |
| | T3D | ZS11KAE-TF5 | 208-230/3/60 | 10.4 | 58 | 1 | 165 | 1.7 | 14.7 | 25 |
| | T4D | ZS11KAE-TFD | 460/3/60 | 4.3 | 28 | 1 | 165 | 0.9 | 6.3 | 15 |
| TQZA015H8-H | S2D | ZS13KAE-PFV | 208-230/1/60 | 12.0 | 56 | 1 | 165 | 1.7 | 16.7 | 25 |
| | T3D | ZS13KAE-TF5 | 208-230/3/60 | 9.7 | 58 | 1 | 165 | 1.7 | 13.8 | 20 |
| | T4D | ZS13KAE-TFD | 460/3/60 | 4.8 | 29 | 1 | 165 | 0.9 | 6.9 | 15 |
| TQZA020H8-H | S2D | ZS15KAE-PFV | 208-230/1/60 | 15.7 | 68 | 1 | 165 | 1.7 | 21.3 | 35 |
| | T3D | ZS15KAE-TF5 | 208-230/3/60 | 10.6 | 58 | 1 | 165 | 1.7 | 15.0 | 25 |
| | T4D | ZS15KAE-TFD | 460/3/60 | 5.4 | 29 | 1 | 165 | 0.9 | 7.7 | 15 |
| TQZA025H8-H | S2D | ZS19KAE-PFV | 208-230/1/60 | 18.0 | 75 | 1 | 165 | 1.7 | 24.2 | 40 |
| | T3D | ZS19KAE-TF5 | 208-230/3/60 | 13.7 | 73 | 1 | 165 | 1.7 | 18.8 | 30 |
| | T4D | ZS19KAE-TFD | 460/3/60 | 6.5 | 38 | 1 | 165 | 0.9 | 9.0 | 15 |
| TQZA030H8-H | S2D | ZS21KAE-PFV | 208-230/1/60 | 23.2 | 112 | 1 | 165 | 1.7 | 30.7 | 50 |
| | T3D | ZS21KAE-TF5 | 208-230/3/60 | 15.2 | 93 | 1 | 165 | 1.7 | 20.7 | 35 |
| | T4D | ZS21KAE-TFD | 460/3/60 | 6.9 | 48 | 1 | 165 | 0.9 | 9.5 | 15 |
| TQZA035H8-H | S2D | ZS26KAE-PFV | 208-230/1/60 | 23.6 | 104 | 2 | 330 | 3.4 | 32.9 | 50 |
| | T3D | ZS26KAE-TF5 | 208-230/3/60 | 15.5 | 93 | 2 | 330 | 3.4 | 22.8 | 35 |
| | T4D | ZS26KAE-TFD | 460/3/60 | 6.9 | 48 | 2 | 330 | 1.8 | 10.4 | 15 |
| TQZA040H8-H | S2D | ZS29KAE-PFV | 208-230/1/60 | 26.1 | 137 | 2 | 330 | 3.4 | 36.0 | 60 |
| | T3D | ZS29KAE-TF5 | 208-230/3/60 | 20.5 | 114 | 2 | 330 | 3.4 | 29.0 | 45 |
| | T4D | ZS29KAE-TFD | 460/3/60 | 9.4 | 58 | 2 | 330 | 1.8 | 13.6 | 20 |
| TQZA045H8-H | S2D | ZS33KAE-PFV | 208-230/1/60 | 28.2 | 146 | 2 | 330 | 3.4 | 38.7 | 60 |
| | T3D | ZS33KAE-TF5 | 208-230/3/60 | 22.3 | 114 | 2 | 330 | 3.4 | 31.3 | 50 |
| | T4D | ZS33KAE-TFD | 460/3/60 | 10.0 | 52 | 2 | 330 | 1.8 | 14.3 | 20 |
| TQZA050H8-H | S2D | ZB38KCE-PFV | 208-230/1/60 | 27.9 | 175 | 2 | 330 | 3.4 | 38.3 | 60 |
| | T3D | ZB38KCE-TF5 | 208-230/3/60 | 22.1 | 115 | 2 | 330 | 3.4 | 31.0 | 50 |
| | T4D | ZB38KCE-TFD | 460/3/60 | 9.6 | 63 | 2 | 330 | 1.8 | 13.8 | 20 |
| TQZA060H8-H | T3D | ZB45KCE-TF5 | 208-230/3/60 | 22.5 | 156 | 2 | 330 | 3.4 | 31.5 | 50 |
| | T4D | ZB45KCE-TFD | 460/3/60 | 10.1 | 75 | 2 | 330 | 1.8 | 14.4 | 20 |

Above listed RLA value is based on UL rating method and may differ from published compressor RLA data.

Low Temperature Models

| Model TQ | Compressor Model No. | Power Supply | Compressor | | Condenser Fan Motor | | | Unit | | |
|-------------|----------------------|--------------|--------------|------|---------------------|-------|-----|------|------|----|
| | | | RLA | LRA | Quantity | Watts | FLA | MCA | MOP | |
| TQZA008L8-H | S2D | ZF03KAE-PFV | 208-230/1/60 | 6.1 | 42.3 | 1 | 165 | 1.7 | 9.3 | 15 |
| | T3D | ZF03KAE-TF5 | 208-230/3/60 | 4.1 | 31.7 | 1 | 165 | 1.7 | 6.8 | 15 |
| | T4D | ZF03KAE-TFD | 460/3/60 | 2.5 | 19.6 | 1 | 165 | 0.9 | 4.0 | 15 |
| TQZA010L8-H | S2D | ZF04KAE-PFV | 208-230/1/60 | 7.4 | 40.3 | 1 | 165 | 1.7 | 11.0 | 15 |
| | T3D | ZF04KAE-TF5 | 208-230/3/60 | 6.6 | 55.4 | 1 | 165 | 1.7 | 10.0 | 15 |
| | T4D | ZF04KAE-TFD | 460/3/60 | 3.4 | 28 | 1 | 165 | 0.9 | 5.2 | 15 |
| TQZA015L8-H | S2D | ZF05KAE-PFV | 208-230/1/60 | 8.7 | 55 | 1 | 165 | 1.7 | 12.6 | 20 |
| | T3D | ZF05KAE-TF5 | 208-230/3/60 | 7.4 | 58 | 1 | 165 | 1.7 | 11.0 | 15 |
| | T4D | ZF05KAE-TFD | 460/3/60 | 3.2 | 28 | 1 | 165 | 0.9 | 4.9 | 15 |
| TQZA020L8-H | S2D | ZF07KAE-PFV | 208-230/1/60 | 13.9 | 75 | 1 | 165 | 1.7 | 19.1 | 30 |
| | T3D | ZF07KAE-TF5 | 208-230/3/60 | 8.6 | 58 | 1 | 165 | 1.7 | 12.5 | 20 |
| | T4D | ZF07KAE-TFD | 460/3/60 | 4.0 | 28 | 1 | 165 | 0.9 | 5.9 | 15 |
| TQZA025L8-H | S2D | ZF08K4E-PFV | 208-230/1/60 | 16.4 | 73 | 1 | 165 | 1.7 | 22.2 | 35 |
| | T3D | ZF08K4E-TF5 | 208-230/3/60 | 9.6 | 63 | 1 | 165 | 1.7 | 13.7 | 20 |
| | T4D | ZF08K4E-TFD | 460/3/60 | 5.0 | 31 | 1 | 165 | 0.9 | 7.2 | 15 |
| TQZA030L8-H | S2D | ZF09K4E-PFV | 208-230/1/60 | 15.4 | 88 | 1 | 165 | 1.7 | 21.0 | 35 |
| | T3D | ZF09K4E-TF5 | 208-230/3/60 | 9.9 | 77 | 1 | 165 | 1.7 | 14.1 | 20 |
| | T4D | ZF09K4E-TFD | 460/3/60 | 5.0 | 39 | 1 | 165 | 0.9 | 7.2 | 15 |
| TQZA035L8-H | S2D | ZF11K4E-PFV | 208-230/1/60 | 18.9 | 109 | 1 | 165 | 1.7 | 25.3 | 40 |
| | T3D | ZF11K4E-TF5 | 208-230/3/60 | 12.7 | 88 | 1 | 165 | 1.7 | 17.6 | 30 |
| | T4D | ZF11K4E-TFD | 460/3/60 | 6.4 | 44 | 1 | 165 | 0.9 | 8.9 | 15 |
| TQZA045L8-H | S2D | ZF13K4E-PFV | 208-230/1/60 | 25.0 | 129 | 2 | 330 | 3.4 | 34.7 | 50 |
| | T3D | ZF13K4E-TF5 | 208-230/3/60 | 13.8 | 99 | 2 | 330 | 3.4 | 20.7 | 30 |
| | T4D | ZF13K4E-TFD | 460/3/60 | 7.1 | 49.5 | 2 | 330 | 1.8 | 10.7 | 15 |
| TQZA055L8-H | S2D | ZF15K4E-PFV | 208-230/1/60 | 27.9 | 169 | 2 | 330 | 3.4 | 38.3 | 60 |
| | T3D | ZF15K4E-TF5 | 208-230/3/60 | 18.9 | 123 | 2 | 330 | 3.4 | 27.0 | 45 |
| | T4D | ZF15K4E-TFD | 460/3/60 | 8.9 | 62 | 2 | 330 | 1.8 | 12.9 | 20 |
| TQZA060L8-H | T3D | ZF18K4E-TF5 | 208-230/3/60 | 21.8 | 156 | 2 | 330 | 3.4 | 30.7 | 50 |
| | T4D | ZF18K4E-TFD | 460/3/60 | 9.3 | 75 | 2 | 330 | 1.8 | 13.4 | 20 |

Above listed RLA value is based on UL rating method and may differ from published compressor RLA data.

Annual Walk-In Energy Factor Ratings - High and Medium Temperature Models

If a numerical value is listed in the table below, the following statement applies to that corresponding model: "This refrigeration system is designed and certified for use in walk-in cooler applications."

| Model TQ | Power Supply | Outdoor Models | | | | |
|-------------|--------------|----------------|-------|----------------|-------|-----|
| | | R404A R507 | R407A | R448A R449A | R407C | |
| TQHA006H8-H | S2D | 208-230/1/60 | 7.6 | - | 7.6 | - |
| TQZA007H8-H | S2D | 208-230/1/60 | 7.6 | 7.6 | 7.6 | - |
| | T3D | 208-230/3/60 | 7.6 | 7.6 | 7.6 | - |
| TQZA008H8-H | S2D | 208-230/1/60 | 7.6 | 7.6 | 7.6 | - |
| | T3D | 208-230/3/60 | 7.6 | 7.6 | 7.6 | - |
| TQZA009H8-H | S2D | 208-230/1/60 | 7.6 | 7.6 | 7.6 | 7.6 |
| | T3D | 208-230/3/60 | 7.6 | 7.6 | 7.6 | 7.6 |
| TQZA010H8-H | S2D | 208-230/1/60 | 7.6 | 7.6 | 7.6 | 7.6 |
| | T3D | 208-230/3/60 | 7.6 | 7.6 | 7.6 | 7.6 |
| | T4D | 460/3/60 | 7.6 | 7.6 | 7.6 | 7.6 |
| TQZA011H8-H | S2D | 208-230/1/60 | 7.6 | 7.6 | 7.6 | 7.6 |
| | T3D | 208-230/3/60 | 7.6 | 7.6 | 7.6 | 7.6 |
| | T4D | 460/3/60 | 7.6 | 7.6 | 7.6 | 7.6 |
| TQZA015H8-H | S2D | 208-230/1/60 | 7.6 | 7.6 | 7.6 | 7.6 |
| | T3D | 208-230/3/60 | 7.6 | 7.6 | 7.6 | 7.6 |
| | T4D | 460/3/60 | 7.6 | 7.6 | 7.6 | 7.6 |
| TQZA020H8-H | S2D | 208-230/1/60 | 7.6 | 7.6 | 7.6 | 7.6 |
| | T3D | 208-230/3/60 | 7.6 | 7.6 | 7.6 | 7.6 |
| | T4D | 460/3/60 | 7.6 | 7.6 | 7.6 | 7.6 |
| TQZA025H8-H | S2D | 208-230/1/60 | 7.6 | 7.6 | 7.6 | 7.6 |
| | T3D | 208-230/3/60 | 7.6 | 7.6 | 7.6 | 7.6 |
| | T4D | 460/3/60 | 7.6 | 7.6 | 7.6 | 7.6 |
| TQZA030H8-H | S2D | 208-230/1/60 | 7.6 | 7.6 | 7.6 | 7.6 |
| | T3D | 208-230/3/60 | 7.6 | 7.6 | 7.6 | 7.6 |
| | T4D | 460/3/60 | 7.6 | 7.6 | 7.6 | 7.6 |
| TQZA035H8-H | S2D | 208-230/1/60 | 7.6 | 7.6 | 7.6 | 7.6 |
| | T3D | 208-230/3/60 | 7.6 | 7.6 | 7.6 | 7.6 |
| | T4D | 460/3/60 | 7.6 | 7.6 | 7.6 | 7.6 |
| TQZA040H8-H | S2D | 208-230/1/60 | 7.6 | 7.6 | 7.6 | 7.6 |
| | T3D | 208-230/3/60 | 7.6 | 7.6 | 7.6 | 7.6 |
| | T4D | 460/3/60 | 7.6 | 7.6 | 7.6 | 7.6 |
| TQZA045H8-H | S2D | 208-230/1/60 | 7.6 | 7.6 | 7.6 | 7.6 |
| | T3D | 208-230/3/60 | 7.6 | 7.6 | 7.6 | 7.6 |
| | T4D | 460/3/60 | 7.6 | 7.6 | 7.6 | 7.6 |
| TQZA050H8-H | S2D | 208-230/1/60 | 7.6 | 7.6 | 7.6 | 7.6 |
| | T3D | 208-230/3/60 | 7.6 | 7.6 | 7.6 | 7.6 |
| | T4D | 460/3/60 | 7.6 | 7.6 | 7.6 | 7.6 |
| TQZA060H8-H | T3D | 208-230/3/60 | 7.6 | 7.6 | 7.6 | 7.6 |
| | T4D | 460/3/60 | 7.6 | 7.6 | 7.6 | 7.6 |

- = Non-compliant model

Annual Walk-In Energy Factor Ratings - Low Temperature Models

If a numerical value is listed in the table below, the following statement applies to that corresponding model: "This refrigeration system is designed and certified for use in walk-in freezer applications."

| Model TQ | Power Supply | Outdoor Models | | | |
|-------------|--------------|----------------|-------|----------------|------|
| | | R404A R507 | R407A | R448A R449A | |
| TQZA008L8-H | S2D | 208-230/1/60 | 2.89 | - | - |
| | T3D | 208-230/3/60 | 2.89 | - | - |
| | T4D | 460/3/60 | 2.89 | - | - |
| TQZA010L8-H | S2D | 208-230/1/60 | 2.94 | 2.93 | 2.93 |
| | T3D | 208-230/3/60 | 2.94 | 2.93 | 2.93 |
| | T4D | 460/3/60 | 2.94 | 2.93 | 2.93 |
| TQZA015L8-H | S2D | 208-230/1/60 | 2.99 | 2.97 | 2.98 |
| | T3D | 208-230/3/60 | 2.99 | 2.97 | 2.98 |
| | T4D | 460/3/60 | 2.99 | 2.97 | 2.98 |
| TQZA020L8-H | S2D | 208-230/1/60 | 3.12 | 3.11 | 3.11 |
| | T3D | 208-230/3/60 | 3.12 | 3.11 | 3.11 |
| | T4D | 460/3/60 | 3.12 | 3.11 | 3.11 |
| TQZA025L8-H | S2D | 208-230/1/60 | 3.15 | 3.13 | 3.14 |
| | T3D | 208-230/3/60 | 3.15 | 3.13 | 3.14 |
| | T4D | 460/3/60 | 3.15 | 3.13 | 3.14 |
| TQZA030L8-H | S2D | 208-230/1/60 | 3.15 | 3.15 | 3.15 |
| | T3D | 208-230/3/60 | 3.15 | 3.15 | 3.15 |
| | T4D | 460/3/60 | 3.15 | 3.15 | 3.15 |
| TQZA035L8-H | S2D | 208-230/1/60 | 3.15 | 3.15 | 3.15 |
| | T3D | 208-230/3/60 | 3.15 | 3.15 | 3.15 |
| | T4D | 460/3/60 | 3.15 | 3.15 | 3.15 |
| TQZA045L8-H | S2D | 208-230/1/60 | 3.15 | 3.15 | 3.15 |
| | T3D | 208-230/3/60 | 3.15 | 3.15 | 3.15 |
| | T4D | 460/3/60 | 3.15 | 3.15 | 3.15 |
| TQZA055L8-H | S2D | 208-230/1/60 | 3.15 | 3.15 | 3.15 |
| | T3D | 208-230/3/60 | 3.15 | 3.15 | 3.15 |
| | T4D | 460/3/60 | 3.15 | 3.15 | 3.15 |
| TQZA060L8-H | T3D | 208-230/3/60 | 3.15 | 3.15 | 3.15 |
| | T4D | 460/3/60 | 3.15 | 3.15 | 3.15 |

- = Non-compliant model

SOUND DATA

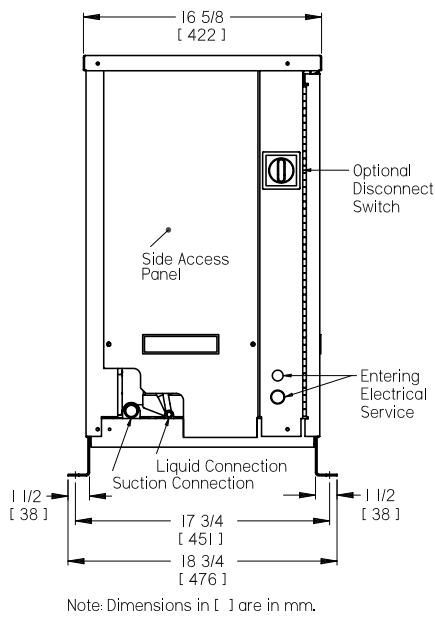
High and Medium Temp. Models

| Model TQ | dBA @ 10 ft. | |
|-----------|---|--|
| | with Sound Insulated Compressor Compartment | without Sound Insulated Compressor Compartment |
| TQHA006H8 | 55 | 58 |
| TQZA007H8 | 55 | 58 |
| TQZA008H8 | 55 | 58 |
| TQZA009H8 | 55 | 58 |
| TQZA010H8 | 55 | 58 |
| TQZA011H8 | 56 | 59 |
| TQZA015H8 | 56 | 59 |
| TQZA020H8 | 56 | 59 |
| TQZA025H8 | 56 | 59 |
| TQZA030H8 | 58 | 61 |
| TQZA035H8 | 58 | 61 |
| TQZA040H8 | 58 | 61 |
| TQZA045H8 | 58 | 61 |
| TQZA050H8 | 59 | 62 |
| TQZA060H8 | 59 | 62 |

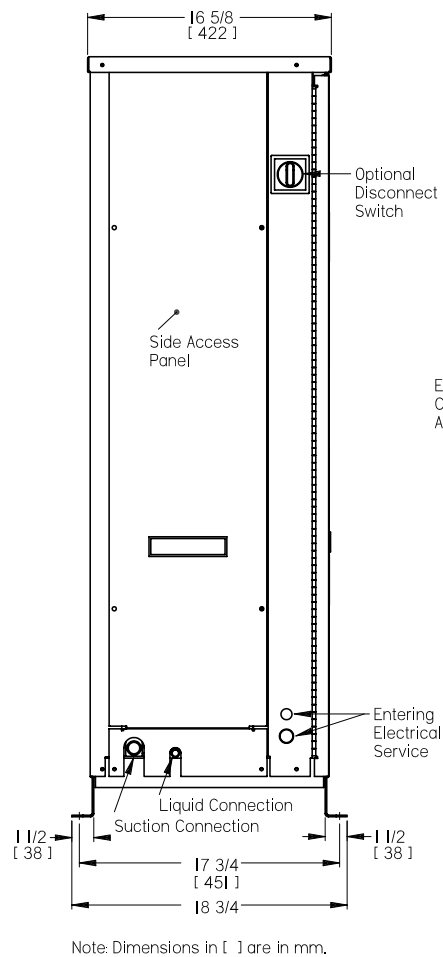
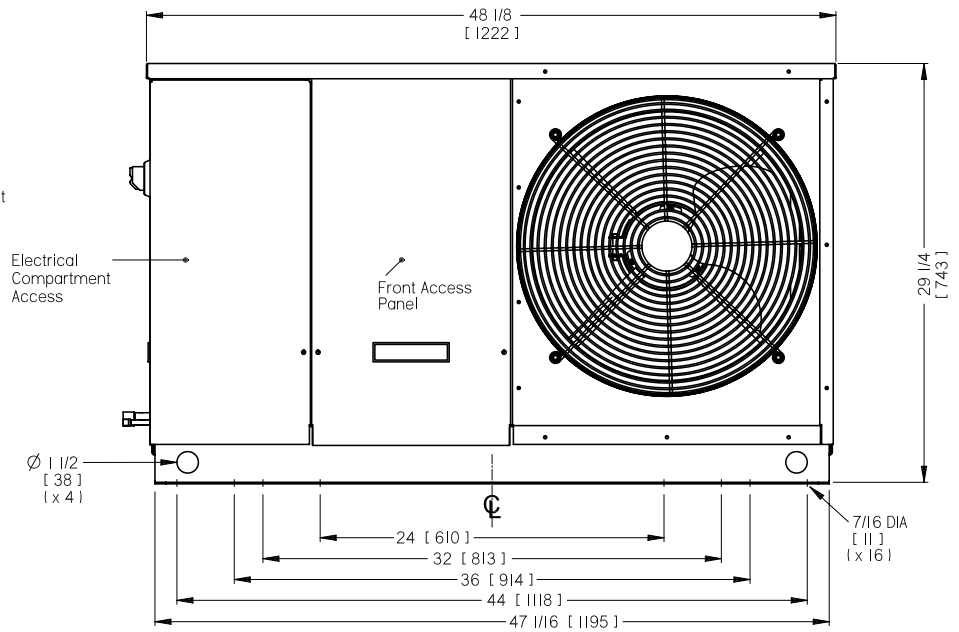
Low Temperature Models

| Model TQ | dBA @ 10 ft. | |
|-----------|---|--|
| | with Sound Insulated Compressor Compartment | without Sound Insulated Compressor Compartment |
| TQZA008L8 | 53 | 56 |
| TQZA010L8 | 53 | 56 |
| TQZA015L8 | 53 | 56 |
| TQZA020L8 | 53 | 56 |
| TQZA025L8 | 54 | 57 |
| TQZA030L8 | 55 | 58 |
| TQZA035L8 | 55 | 58 |
| TQZA045L8 | 59 | 61 |
| TQZA055L8 | 59 | 61 |
| TQZA060L8 | 59 | 61 |

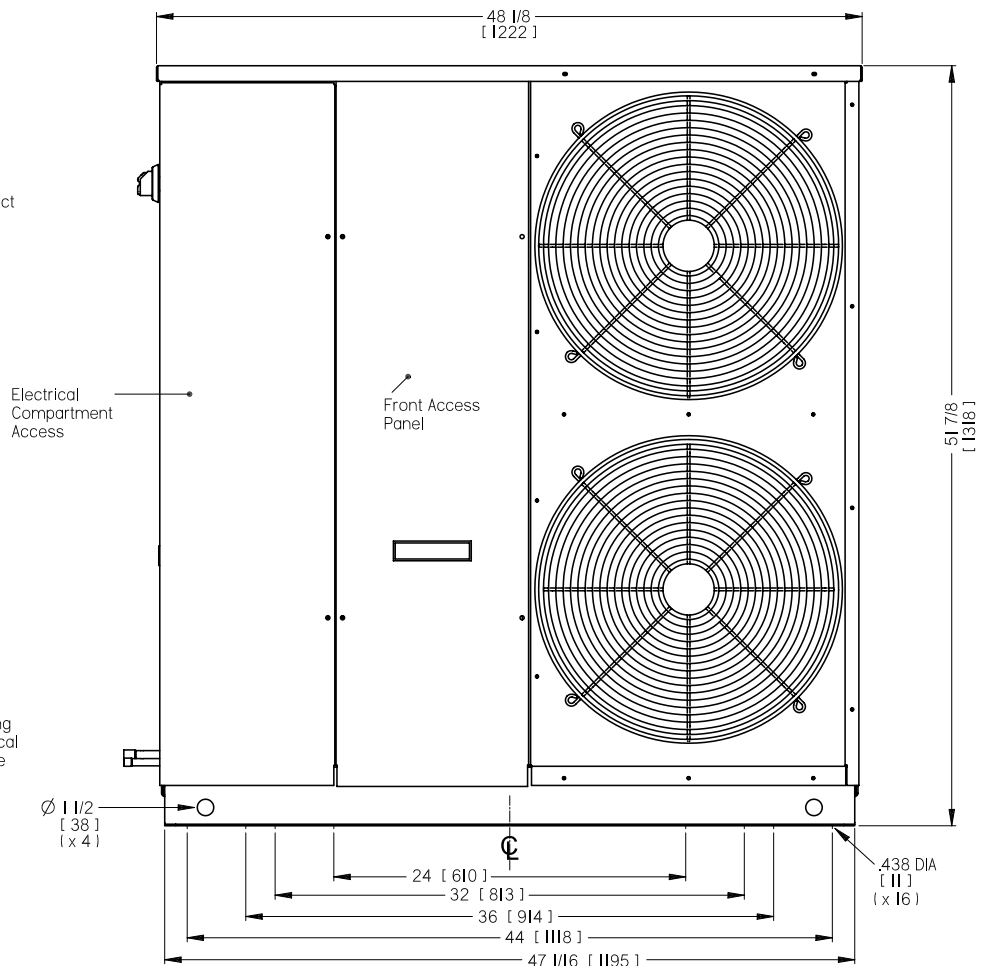
- Data is typical of "free field" conditions. Factors such as reflecting wall, background noise and installation may have significant influence on data
- Testing performed according to AHRI Standard 270
- For more accurate ratings refer to AHRI Standard 275 for correction factors due to reflecting planes
- Data is for 100% fan speed. Further sound reductions of approx. 4-6 dBA can be expected at ambients below 70°F



Note: Dimensions in [] are in mm.



Note: Dimensions in [] are in mm.



High and Medium Temperature Models

| Model TQ | Width | | Depth | | Height | |
|-------------|--------|------|--------|-----|--------|------|
| | Inches | mm | Inches | mm | Inches | mm |
| TQHA006H8 | 48 1/8 | 1222 | 18 3/4 | 476 | 29 1/4 | 743 |
| TQZA007H8 | 48 1/8 | 1222 | 18 3/4 | 476 | 29 1/4 | 743 |
| TQZA008H8 | 48 1/8 | 1222 | 18 3/4 | 476 | 29 1/4 | 743 |
| TQZA009H8 | 48 1/8 | 1222 | 18 3/4 | 476 | 29 1/4 | 743 |
| TQZA010H8 | 48 1/8 | 1222 | 18 3/4 | 476 | 29 1/4 | 743 |
| TQZA011H8 | 48 1/8 | 1222 | 18 3/4 | 476 | 29 1/4 | 743 |
| TQZA015H8 | 48 1/8 | 1222 | 18 3/4 | 476 | 29 1/4 | 743 |
| TQZA020H8 | 48 1/8 | 1222 | 18 3/4 | 476 | 29 1/4 | 743 |
| TQZA025H8 | 48 1/8 | 1222 | 18 3/4 | 476 | 29 1/4 | 743 |
| TQZA030H8 | 48 1/8 | 1222 | 18 3/4 | 476 | 29 1/4 | 743 |
| TQZA035H8 | 48 1/8 | 1222 | 18 3/4 | 476 | 51 7/8 | 1318 |
| TQZA040H8 | 48 1/8 | 1222 | 18 3/4 | 476 | 51 7/8 | 1318 |
| TQZA045H8 | 48 1/8 | 1222 | 18 3/4 | 476 | 51 7/8 | 1318 |
| TQZA050H8 | 48 1/8 | 1222 | 18 3/4 | 476 | 51 7/8 | 1318 |
| TQZA060H8 | 48 1/8 | 1222 | 18 3/4 | 476 | 51 7/8 | 1318 |

Low Temperature Models

| Model TQ | Width | | Depth | | Height | |
|-------------|--------|------|--------|-----|--------|------|
| | Inches | mm | Inches | mm | Inches | mm |
| TQZA008L8 | 48 1/8 | 1222 | 18 3/4 | 476 | 29 1/4 | 743 |
| TQZA010L8 | 48 1/8 | 1222 | 18 3/4 | 476 | 29 1/4 | 743 |
| TQZA015L8 | 48 1/8 | 1222 | 18 3/4 | 476 | 29 1/4 | 743 |
| TQZA020L8 | 48 1/8 | 1222 | 18 3/4 | 476 | 29 1/4 | 743 |
| TQZA025L8 | 48 1/8 | 1222 | 18 3/4 | 476 | 29 1/4 | 743 |
| TQZA030L8 | 48 1/8 | 1222 | 18 3/4 | 476 | 29 1/4 | 743 |
| TQZA035L8 | 48 1/8 | 1222 | 18 3/4 | 476 | 29 1/4 | 743 |
| TQZA045L8 | 48 1/8 | 1222 | 18 3/4 | 476 | 51 7/8 | 1318 |
| TQZA055L8 | 48 1/8 | 1222 | 18 3/4 | 476 | 51 7/8 | 1318 |
| TQZA060L8 | 48 1/8 | 1222 | 18 3/4 | 476 | 51 7/8 | 1318 |

SPECIFICATIONS

High and Medium Temperature Models

| Model TQ | Unit Connections | | | | R404A Receiver Capacity 90% Full * | | Approx. Shipping Weight | |
|-------------|------------------|----|-------------|----|---|-----|-------------------------------|-----|
| | Suction (OD) | | Liquid (OD) | | Lbs. | kg | Lbs. | kg |
| | Inches | mm | Inches | mm | | | | |
| TQHA006H8 | 1/2 | 13 | 3/8 | 10 | 11.0 | 5.0 | 250 | 114 |
| TQZA007H8 | 5/8 | 16 | 3/8 | 10 | 11.0 | 5.0 | 260 | 118 |
| TQZA008H8 | 5/8 | 16 | 3/8 | 10 | 11.0 | 5.0 | 260 | 118 |
| TQZA009H8 | 5/8 | 16 | 3/8 | 10 | 11.0 | 5.0 | 260 | 118 |
| TQZA010H8 | 5/8 | 16 | 3/8 | 10 | 11.0 | 5.0 | 265 | 120 |
| TQZA011H8 | 5/8 | 16 | 3/8 | 10 | 11.0 | 5.0 | 265 | 120 |
| TQZA015H8 | 7/8 | 22 | 3/8 | 10 | 14.0 | 6.4 | 275 | 125 |
| TQZA020H8 | 7/8 | 22 | 3/8 | 10 | 14.0 | 6.4 | 275 | 125 |
| TQZA025H8 | 7/8 | 22 | 1/2 | 13 | 14.0 | 6.4 | 275 | 125 |
| TQZA030H8 | 7/8 | 22 | 1/2 | 13 | 14.0 | 6.4 | 285 | 130 |
| TQZA035H8 | 7/8 | 22 | 1/2 | 13 | 21.5 | 9.8 | 480 | 218 |
| TQZA040H8 | 7/8 | 22 | 1/2 | 13 | 21.5 | 9.8 | 480 | 218 |
| TQZA045H8 | 7/8 | 22 | 1/2 | 13 | 21.5 | 9.8 | 515 | 234 |
| TQZA050H8 | 1 1/8 | 29 | 1/2 | 13 | 21.5 | 9.8 | 515 | 234 |
| TQZA060H8 | 1 1/8 | 29 | 1/2 | 13 | 21.5 | 9.8 | 520 | 236 |

Low Temperature Models

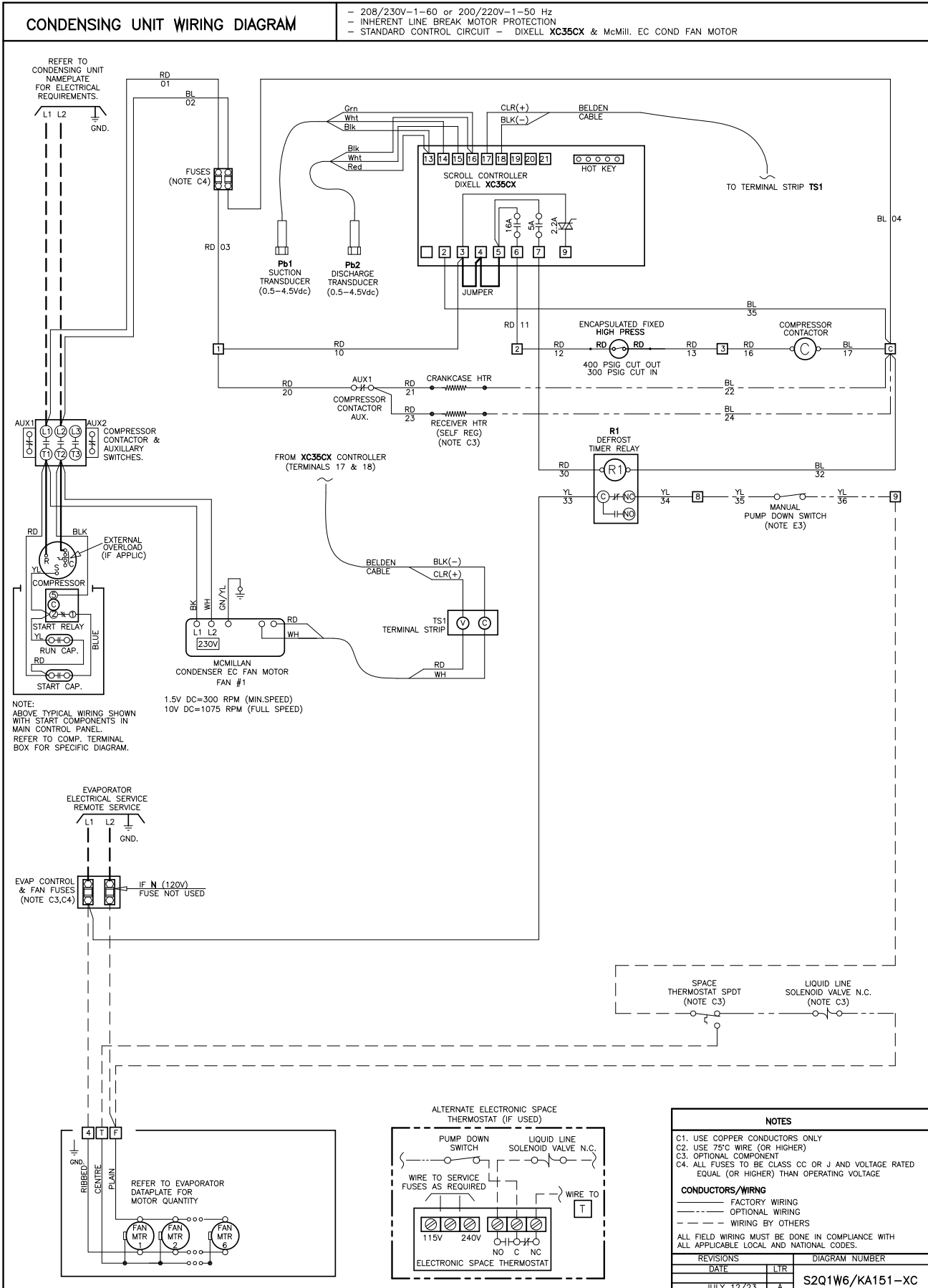
| Model TQ | Unit Connections | | | | R404A Receiver Capacity 90% Full * | | Approx. Shipping Weight | |
|-------------|------------------|----|-------------|----|---|-----|-------------------------------|-----|
| | Suction (OD) | | Liquid (OD) | | Lbs. | kg | Lbs. | kg |
| | Inches | mm | Inches | mm | | | | |
| TQZA008L8 | 5/8 | 16 | 3/8 | 10 | 11.0 | 5.0 | 280 | 127 |
| TQZA010L8 | 5/8 | 16 | 3/8 | 10 | 11.0 | 5.0 | 280 | 127 |
| TQZA015L8 | 5/8 | 16 | 3/8 | 10 | 11.0 | 5.0 | 280 | 127 |
| TQZA020L8 | 7/8 | 22 | 3/8 | 10 | 11.0 | 5.0 | 280 | 127 |
| TQZA025L8 | 7/8 | 22 | 3/8 | 10 | 14.0 | 6.4 | 290 | 132 |
| TQZA030L8 | 7/8 | 22 | 3/8 | 10 | 14.0 | 6.4 | 290 | 132 |
| TQZA035L8 | 7/8 | 22 | 1/2 | 13 | 14.0 | 6.4 | 290 | 132 |
| TQZA045L8 | 7/8 | 22 | 1/2 | 13 | 21.5 | 9.8 | 490 | 223 |
| TQZA055L8 | 1 1/8 | 29 | 1/2 | 13 | 21.5 | 9.8 | 500 | 227 |
| TQZA060L8 | 1 1/8 | 29 | 1/2 | 13 | 21.5 | 9.8 | 510 | 232 |

*** NOTE ON ALTERNATE REFRIGERANTS:**

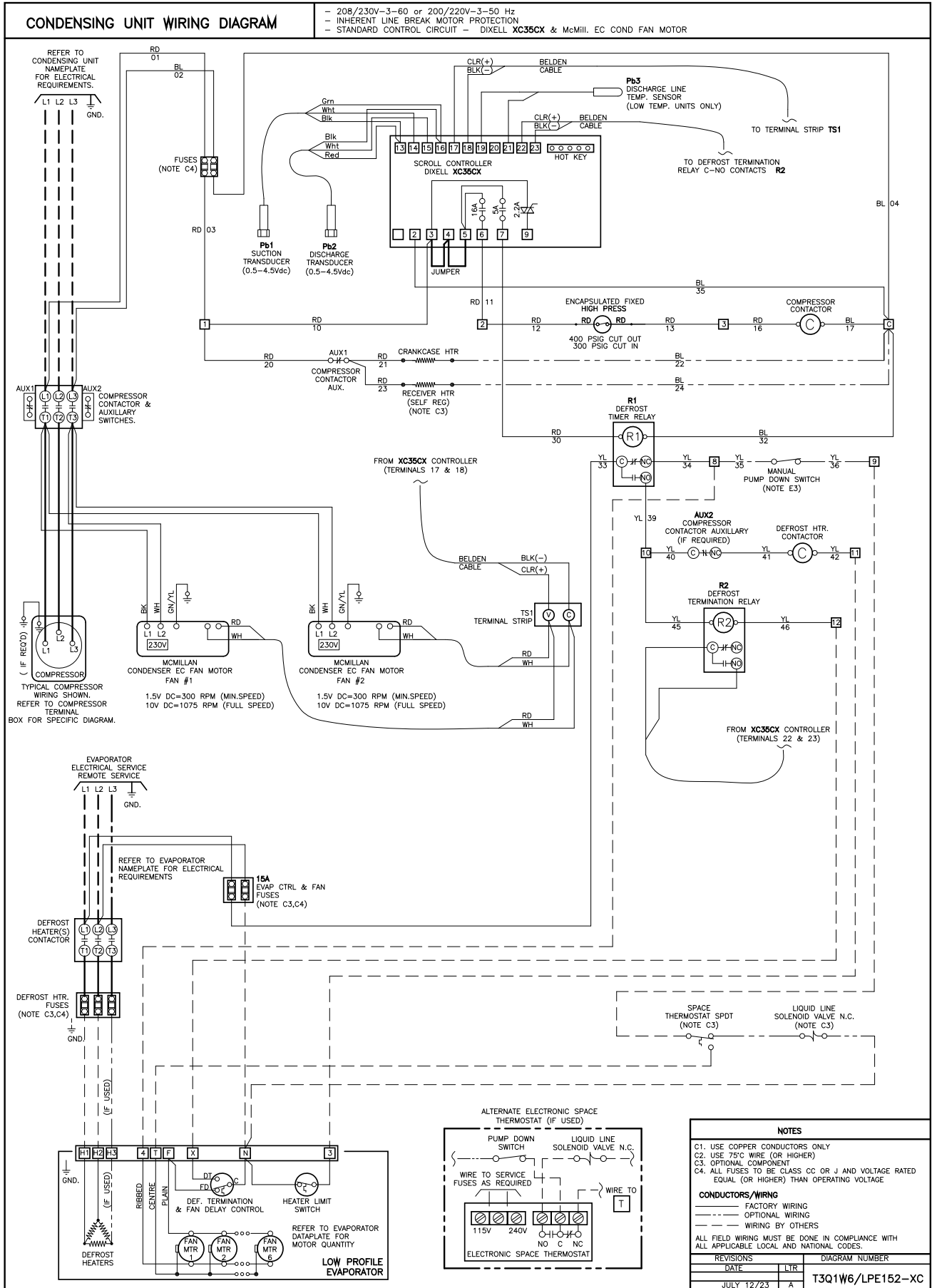
* PUBLISHED RECEIVER CAPACITY IS BASED ON **R404A** ON MODELS USING "8" AS REFRIGERANT CODE.
FOR ALTERNATE REFRIGERANTS, MULTIPLY **R404A** VALUE BY THE APPROPRIATE VALUE BELOW:

| R407A | R407C | R448A | R449A | R507 | R22 |
|--------------|--------------|--------------|--------------|-------------|------------|
| 1.10 | 1.10 | 1.05 | 1.05 | 1.00 | 1.15 |

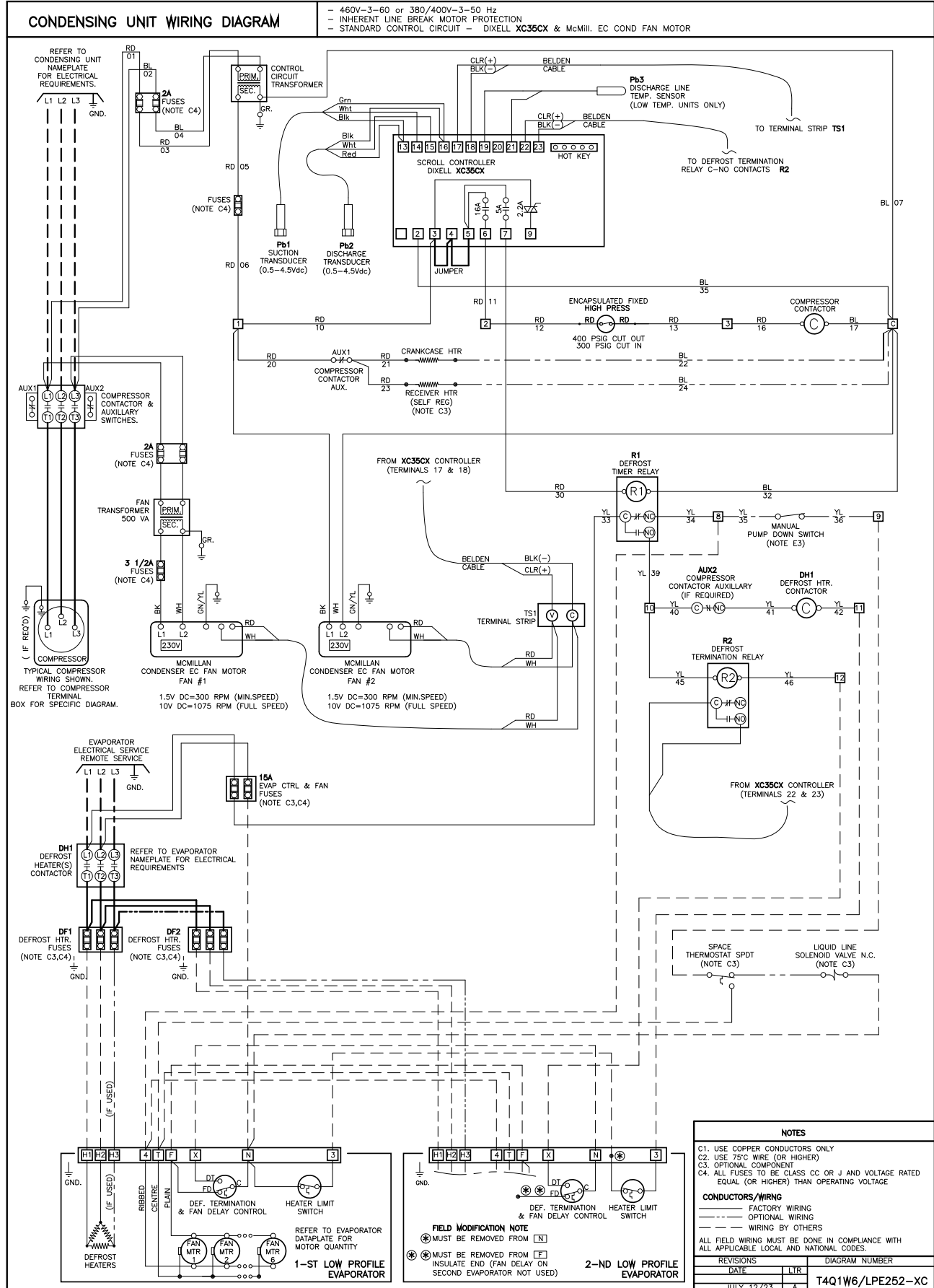
208-230/1/60 Models with (115V or 230V) Air Defrost Evaporator



208-230/3/60 Models with Electrical Defrost Evaporator



460/3/60 Models with Electrical Defrost Evaporator



CONTROLLER FUNCTIONS

XC35CX controller regulates and manages condensing unit functions:

- Drive ON/OFF (fixed capacity) compressors
- Drive ON/OFF (fixed speed) condenser fans
- Drive variable speed condenser fans (0-10V control)
- Provide relay output to run defrost events (*)
- Generates alarm codes for running conditions outside of specified range
- Provide programming options for condensing unit lock-out (Repetitive Alarm codes conditions)
- Provide display options for running parameters and alarm codes
- Provide means for communicating operating parameters and alarming conditions for remote monitoring systems

XC35CX replaces the following components:

- Low Pressure control
- Discharge Thermostat
- Compressor Time Delay
- Pressure/Temperature switch for staggering Fixed Speed Condenser Fans
- System 450 or P352 controllers for variable speed condenser fans
- Defrost Time Clock (*)

CONTROLLER & COMPONENTS

- XC35CX Controller
- Pressure Transducers (Ratiometric 0-5VDC)
- Temperature Sensors (NTC86k, NTC10k, PT1000)
- Monitoring Adapter Tool (RS485 output converter)



CONTROLLER INPUTS, PRESSURE AND TEMPERATURE SENSORS

Pb1 Suction pressure transducer (ratiometric transducer 0-5V), Terminals #13, #14 and #16

Pb2 Condensing pressure transducer (ratiometric transducer 0-5V), Terminals #13, #15 and #16

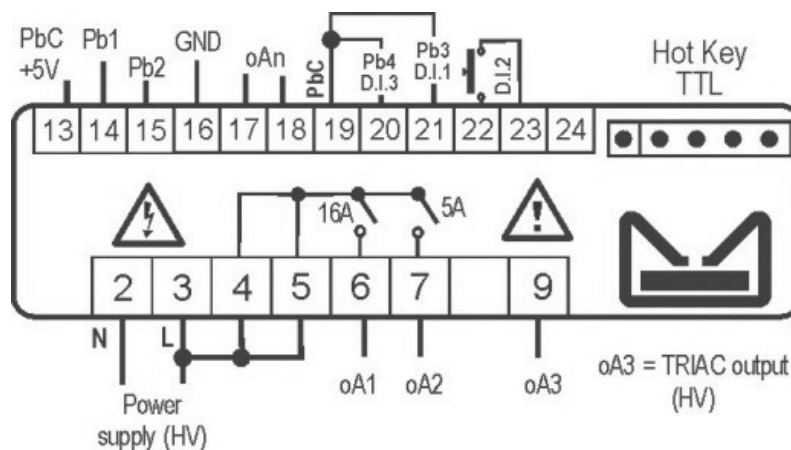
Pb3 Discharge temperature sensor, Terminals #19 and #21 (Low temp units only (L8))

CONTROLLER OUTPUTS

oA1 Relay Output (16A), Terminal #3 and #6

oA2 Relay Output (5A), Terminals #3 and #7 (*)

oAn Analogue Output, Terminals #17 & #18 (EC Fan speed control input)



(*) Controllers with firmware 3.8 and higher only

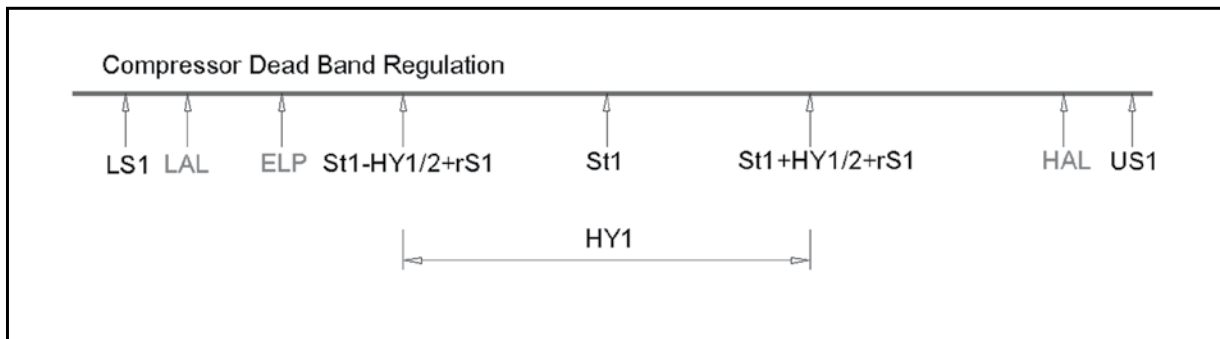
FIXED COMPRESSOR REGULATION (Controlling parameters: Configuration Setpoint and alarms)

Basic Setup Parameters and Settings "P1" programming level System Modes

| Parameter | Description | Low | Med | Prog. Level |
|-----------|--|-----|-----|-------------|
| St1 | SETPOINT 1 for compressor regulation (suction line) | 7 | 27 | Pr1 |
| HY1 | Regulation band for SETPOINT 1 | 14 | 20 | Pr1 |
| 2on | Minimum delay between two compressor start-ups (min) | | 0 | Pr1 |
| 2oF | Delay between compressor switch-off and start-up (min) | | 2 | Pr1 |

Advanced Setup Parameters and Settings "P2" programming level

| Parameter | Description | Low | Med | Prog. Level |
|-----------|--|-----|-----|-------------|
| oA1 | Digital output AUX1 configuration (Relay 16A) | | CP1 | Pr2 |
| CPb | Compressor regulation probe (suction pressure transducer) | | P1 | Pr2 |
| rtY | Type of regulation: dead band | | db | Pr2 |
| rS1 | Offset for HY1, used to move the regulation band above and below the setpoint St1 | | 0 | Pr2 |
| LS1 | Minimum value for SETPOINT 1 | | -13 | Pr2 |
| US1 | Maximum value for SETPOINT 1 | | 135 | Pr2 |
| Con | Compressor ON in case of probe error (min) | | 5 | Pr2 |
| CoF | Compressor OFF in case of probe error (min) | | 5 | Pr2 |
| dnF | Minimum time for any compressor activation (min) | 0 | 0.3 | Pr2 |
| dLP | DLT probe selection (Low temp units only) | | P3 | Pr2 |
| dLt | Discharge line temperature for compressor (°F) (Low temp units only) | | 230 | Pr2 |
| dth | Differential for compressor restart after a dLt alarm (°F) | | 30 | Pr2 |
| dLd | DLT alarm activation delay (sec) | | 60 | Pr2 |
| dCt | Cooling time for compressor after DLT alarm (min) | | 3 | Pr2 |
| dLn | Number of DLT alarms in dLi hours before lock out | | 4 | Pr2 |
| dLi | Time interval (in hours) in which to check dLn number of DLT alarms | | 0 | Pr2 |
| LAL | Lower limit for pressure alarm on suction line (psi) | -13 | 8 | Pr2 |
| HAL | Higher limit for pressure alarm on suction line (psi) | 130 | 130 | Pr2 |
| ELP | Electronic pressure control threshold (Low pressure alarm on suction line) (psi) | -2 | 10 | Pr2 |
| PEn | Max number of pressure control activations (ELP) before signaling an alarm | | 5 | Pr2 |
| PEi | Interval of time to count the actuations of the pressure control (ELP) before lock out | | 10 | Pr2 |



- Compressor is activated when Suction pressure (Pb1) is higher than $St1 + HY1/2 + rS1$
- Compressor is inactivated when Suction pressure (Pb1) is lower than $St1 - HY1/2 + rS1$
- If Suction pressure is lower than **LAL** then **LA** alarm code generated (auto reset)
- If Suction pressure is higher than **HAL** then **HA** alarm code generated (auto reset)
- If Suction pressure is lower than **ELP** then **ELP** alarm code generated (auto reset)
- If **ELP** occurs **PEn** times within **PEi** then **ELL** (Electronic pressure switch lockout) alarm code generated (manual reset required)
- If Discharge Temperature (Pb3) is higher than **dLt** then **dLt** alarm code generated (auto reset)
- If **dLt** occurs **dLn** times within **dLi** then alarm code generated (manual reset required)

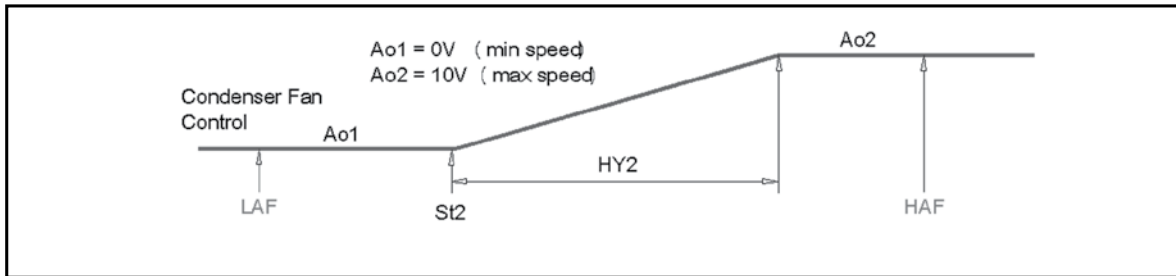
CONDENSER FAN REGULATION (Controlling parameters: configuration setpoint and alarms)

Basic Setup Parameters and settings "P1" programming level

| Parameter | Description | Setting | Prog. Level |
|------------|---------------------------------|---------|-------------|
| St2 | Set point 2 (for CONDENSER FAN) | 175 | Pr1 |
| HY2 | Hysteresis for set point 2 | 15 | Pr1 |








Advanced Setup Parameters and settings "P2" programming level


| Parameter | Description | Setting | Prog. Level |
|------------|---|---------|-------------|
| oAn | Analogue output configuration (PWM or 0-10V) | EFn | Pr2 |
| FPb | Fan probe | P2 | Pr2 |
| LS2 | Minimum value for SETPOINT 2 | 125 | Pr2 |
| US2 | Maximum value for SETPOINT 2 | 205 | Pr2 |
| LAF | Lower limit for pressure alarm on discharge line (psi) | 100 | Pr2 |
| HAF | Higher limit pressure alarm on discharge line (psi) | 410 | Pr2 |
| HFC | Compressor stop in case of alarm HAF | no | Pr2 |
| dHF | Delay before stopping the compressor in case of an alarm due to high pressure | 30 | Pr2 |
| PnF | Max number HAF alarms before lock out | 5 | Pr2 |
| PIF | Interval of time to count the actuations HAF alarms before lock out (min) | 60 | Pr2 |



- Fan activated when Condensing pressure (Pb2) is higher than St2
- Fan runs at maximum speed when Condensing pressure (Pb2) is higher than St2 +HY2
- Fan runs at reduced speed proportional to Condensing pressure (Pb2) between St2 and St2 + HY2
- If Condensing pressure is lower than **LAF** then **L2** alarm code is generated (auto reset)
- If Condensing pressure is higher than **HAF** then **H2** alarm code is generated (auto reset)
- If **HAF** occurs **PnF** times within **PIF** then **HLL** (High pressure lockout alarm) alarm code is generated (manual reset required)

REAL TIME CLOCK SETTING:







1. Press and Hold  until "HUr" is displayed.
2. Press **SET** . Value for "HUr" will show in display.
3. Adjust with  or  to set hour.
4. Press **SET** . Parameter "Min" will show in display.
5. Press **SET** again. Value for "Min" will show in the display.
6. Adjust with  or  to set minutes.
7. Press **SET** . Parameter "dAY" will show in display.
8. Press **SET** again. Value for "dAY" will show in display.
9. Adjust with  or  to set day of the week.
10. Press **SET** . Parameter "Hd1" will show in the display

EXIT: Press both **SET** +  , or wait for 30 sec.

DEFROST AND PUMPDOWN DURATION SETTINGS:

- **Pdt = Pumpdown duration. Default setting 2 min**
If after defrost initiation (Relay oA2 activation), compressor continues to work beyond "Pdt" time then alarm code "ALP" will be generated. Compressor will be stopped and defrost will continue until "otd" time elapses or input i2F is activated.
- **otd = Defrost duration. Default setting 40 minutes.**

SETTING "Pdt" OR "otd"

1. Press **SET** and  for 3 sec
2. Scroll with  or  until "Pdt" or "otd" is displayed.
3. Press **SET** . Value for "Pdt" or "otd" will show in display (default values: 2 min / 40 min)
4. Change the value for "Pdt" or "otd" with  or  until desired value is displayed
5. Press **SET** again. New value for "Pdt" or "otd" will be stored and saved.
6. Press both **SET** and  or wait 30 seconds to EXIT









(*) Controllers with firmware 3.8 and higher only

REAL TIME CLOCK AND DEFROST FUNCTIONS (Controlling parameters: Configuration Setpoint, alarms and defrost schedule)



| Parameter | Description | Low | Medium | Prog. Level |
|------------|--|-----|--------|-------------|
| Std | Set point for Pump-down | 7 | 27 | Pr2 |
| HYd | Hysteresis for Pump-down | 14 | 20 | Pr2 |
| Pdt | Pump down duration | 2 | | Pr1 |
| otd | Off time defrost duration | 40 | | Pr1 |
| oA2 | Digital output AUX2 configuration (Relay 5A) | PdU | | Pr2 |
| i2F | Digital input 2 function | PdE | | Pr2 |
| i2P | Digital input 2 polarity | CL | | Pr2 |
| dF1 | 1st Defrost Cycle starting time | nu | | Pr1 |
| dF2 | 2nd Defrost Cycle starting time | nu | | Pr1 |
| dF3 | 3rd Defrost Cycle starting time | nu | | Pr1 |
| dF4 | 4th Defrost Cycle starting time | nu | | Pr1 |
| dF5 | 5th Defrost Cycle starting time | nu | | Pr1 |
| dF6 | 6th Defrost Cycle starting time | nu | | Pr1 |
| dF7 | 7th Defrost Cycle starting time | nu | | Pr1 |
| dF8 | 8th Defrost Cycle starting time | nu | | Pr1 |

DEFROST SCHEDULE CONFIGURATION (*)

- By default no defrost events are scheduled
- It is possible to program up to 8 Defrost events (setup parameters dF1 through dF8)
- To initiate Defrost events setup dF1 through dF8 parameters as shown below
- Setup as many defrost events as required (up to 8 events)
- Adjustment resolution for Defrost events is 10 min
- Any Dfx parameter with any value different than "nu" will initiate defrost at the time defined by Dfx value
- Set to "nu" all Dfx parameters that are not required to initiate any Defrost cycle (default setting)
- Example for Dfx settings to initiate four defrost cycles starting at 12:00 PM, 18:00 PM, 00:00 AM and 06: 00 AM
 Set Df1 --> 12:00
 Set Df2 --> 18:00
 Set Df3 --> 00:00
 Set Df4 --> 06:00
 Set Df5 through Df8 --> "nu"
- Defrost Cycle by default is programed for 40 min. ("otd" parameter)
- If new duration for defrost cycle is required change parameter "otd" accordingly
- Electrical Defrost termination is either by time ("otd" parameter) or by temperature with digital input provided by Defrost termination thermostat (see typical wiring diagrams for electrical defrost systems)
- Parameters i2F (Digital input function) and i2P (Digital input polarity) are preset to complete digital input termination of Defrost Cycle (see default settings for Defrost configuration parameters table)

1. Press and Hold  until "HUr" is displayed.
 2. Press  multiple times until parameter "dF1" shows in display.
 3. Press **SET**. Value for "dF1" will show in display.
 4. Adjust with  or  to set first defrost event. (in 10 min. increments)
 5. Press **SET** again. Parameter "dF2" will show in display.
 6. Adjust with  or  to set second defrost event. (in 10 min. increments)
 7. Press **SET** again. Parameter "dF3" will show in display.
 8. Adjust with  or  to set third defrost event. (in 10 min. increments)
- Continue with the same procedure to set all required defrost events.
 To inactivate "x" Defrost event, set parameter "dFx" to "nu" value.

MANUAL INITIATION / TERMINATION OF THE DEFROST CYCLE

1. Press and Hold  when system is in refrigeration to start defrost.
2. Press and Hold  when system is in defrost to start refrigeration.

NOTES:

- Parameters "Std" and "Hyd" are set with the same values as "St1" and "HY1".
- It is recommended to re-adjust accordingly if "St1" and "HY1" are modified.
- Parameter "Pdt" is set to 2 min.
- If after this time has elapsed and compressor has not stopped then compressor is forced, OFF and "ALP" label will be displayed. (Pressing any button on the keypad will erase "ALP")

(*) Controllers with firmware 3.8 and higher only

PROBE CONFIGURATIONS

| Parameter | Description | Setting | Prog. Level |
|--|---|---------|-------------|
| Suction Probe (Pb1), Suction Pressure Transducer | | | |
| P1P | Suction pressure probe P1 presence | Y | Pr2 |
| P1C | Suction pressure transducer configuration | 0-5 | Pr2 |
| P1i | Start of scaling for Suction pressure transducer (psi) | -15 | Pr2 |
| P1E | End of scaling for Suction pressure transducer (psi) | 135 | Pr2 |
| P1F | Suction pressure transducer calibration (psi) | 0 | Pr2 |
| P1d | Suction pressure transducer reading error delayed (min) | 15 | Pr2 |
| Condensing Probe (Pb2), Condensing Pressure Transducer | | | |
| P2P | Condensing pressure probe P2 presence | Y | Pr2 |
| P2C | Condensing pressure transducer configuration | 0-5 | Pr2 |
| P2i | Start of scaling for Condensing pressure transducer (psi) | 0 | Pr2 |
| P2E | End of scaling for Condensing pressure transducer (psi) | 507 | Pr2 |
| P2F | Condensing pressure transducer calibration (psi) | 0 | Pr2 |
| P2d | Probe P2 reading error delayed (if P2C=0-5) (min) | 0 | Pr2 |
| Discharge Temperature Probe (Pb3), Discharge Temperature Sensor | | | |
| P3P | Discharge temperature P3 sensor presence | n * | Pr2 |
| P3C | Probe P3 configuration | ntC | Pr2 |
| P3F | Probe P3 calibration (°F) | 0 | Pr2 |
| dEr | Delay before activating probe error (sec) | 0 | Pr2 |
| PnF | Max number HAF alarms before lock out | 5 | Pr2 |
| PiF | Interval of time to count the actuations HAF alarms before lock out | 60 | Pr2 |

* n - when probe is not active Y - when probe is active (low temp models only)

USER INTERFACE: Display, Icon description



| LED | STATUS | MEANING |
|-----|----------|---|
| °C | ON | Unit of measurement for temperature is Celsius degrees |
| °F | ON | Unit of measurement for temperature is Fahrenheit degrees |
| bar | ON | Unit of measurement for pressure is Bar |
| PSI | ON | Unit of measurement for pressure is PSI |
| 1 | ON | Relay output oA1 enabled |
| | BLINKING | Delay in relay output oA1 activation |
| 2 | ON | Relay output oA2 enabled |
| | BLINKING | Delay in relay output oA2 activation |
| 3 | ON | Relay output oA3 enabled |
| | BLINKING | Delay in relay output oA3 activation |
| 🔌 | ON | Analogue output active |
| 🔑 | ON | (SER) Service menu |
| | BLINKING | (SER) Outputs in service mode |
| 🔊 | ON | (ALR) Alarm active |
| 📖! | ON | (MEM) At least an alarm present into memory |
| | BLINKING | (MEM) A new alarm is occurred and need to be checked |
| 🕒 | ON | Real Time Clock Menu(*) |

USER INTERFACE: Keyboard, Navigation modes

| | |
|---------|---|
| SET | <p>Standard visualization: Used to see and modify the SETPOINT values. In programming mode, it is used to modify a parameter or confirm an operation</p> <p>ALARM menu: Keep it pressed for 3 sec in order to reset an alarm</p> |
| ▲ | <p>(UP) Programming mode: Used to browse the parameter list</p> <p>With inserted HOT-KEY: start the parameter UPLOAD function (from HOT-KEY to internal memory)</p> <p>INFO menu: Used to browse the INFO menu</p> |
| ▼ | <p>(DOWN) Programming mode: Used to browse the parameter list</p> <p>With inserted HOT-KEY: start the parameter DOWNLOAD function (from internal memory to the HOT-KEY)</p> <p>INFO menu: Used to browse the INFO menu</p> |
| 🔄 | <p>Manual load restart: If parameter r1F=rSt, press this button to restart the loads and previously stopped due to safety alarm</p> <p>ON-OFF: If parameter r2F=onF, keep this button pressed for 3 sec to switch ON and OFF the instrument</p> |
| 🔧 | <p>SERVICE / CLOCK (*): to enter CLOCK (*) and SERVICE menu</p> |
| 📖! | <p>STORED ALARMS: Gives access to the stored alarms (MEM)</p> |
| ▲ + ▼ | To lock and unlock the keyboard |
| SET + ▼ | To enter the programming parameter menu |
| SET + ▲ | To exit from INFO and ALARM menu and from programming parameter menu |

(*) Controllers with firmware 3.8 and higher only

SET POINTS VISUALIZATION, MODIFICATION

Visualization:

1. Press and release the SET button
2. SUCTION: the display will show the label St1 (Suction Pressure)
3. Press the SET button again to show the value of St1
4. CONDENSING: press the SET button once again
5. The display shows label St2 (Condensing Pressure)
6. Press the SET button again to show the value of St2

EXIT: Press both SET + UP or wait for 30 sec

Modification:

1. Press the SET button for 3 sec
2. The display will show St1
3. Press the SET button again to show the value of St1 (Suction Pressure)
4. Change the value of St1 by pressing the UP or DOWN
5. Press the SET button to save the set value in memory and move to St2
6. The display will show St2 (Condensing Pressure)
7. Press the SET button again to show the value of St2
8. Change the value of St2 by pressing the UP or DOWN

EXIT: Press both SET + UP or wait for 30 sec

Parameter Programming: Accessing Programing menu level, Parameter modification:

1. Keep both SET+DOWN buttons pressed for 3 sec
2. The display will show the name of the first parameter in the Pr1 level menu
3. Keep both SET+DOWN buttons pressed for 7 sec (if required to enter Pr2 level)
4. The display will show the label Pr2
5. Select the parameter to modify by using UP or DOWN buttons
6. Press the SET key to access to the stored value
7. Change the value of the parameter using the UP and DOWN buttons
8. Press the SET button to store the new value and move to the next parameter

EXIT: Press both SET + UP or wait for 30 sec

Programming controller with HOT-KEY

1. Turn off the device
2. Insert HOT-KEY into the 5-pin port paying attention to the polarity and then turn the device on again
3. The list of parameters present in the HOT-KEY memory will be automatically downloaded into the device memory. The word "doL" will appear during this operation. At the end of this operation the display will blink the "End" label
4. After 10 sec the device will restart automatically
5. Remove the HOT-KEY


NOTE: the "Err" message on the display indicates that the operation is not successful (transfer error). In this case, turn off and then on again the device in order to restart the operation or remove the HOT-KEY to abort the operation.

ALARM MENU: Alarm Codes, Alarm Logs, Alarm Reset

Alarm Codes

| Code | Description |
|---------|--|
| HA | High pressure alarm on the suction line |
| LA | Low pressure alarm on the suction line |
| H2 | High pressure alarm on the discharge line |
| HLL | High pressure lockout alarm |
| L2 | Low pressure alarm on the discharge line |
| dLt | High Discharge temperature alarm |
| dLL | Lockout due to DLT alarm |
| ELP | Electronic pressure switch (warning) |
| ELL | Electronic pressure switch (lockout) |
| HP | High pressure alarm from external sensor (warning) |
| LP | Low pressure alarm from external sensor (warning) |
| HPL | High pressure alarm from external sensor (lockout) |
| ALP (*) | Pump down time longer than programmed (*) |

Alarm Visualization

1. Press the alarm archive (MEM) button 
2. Scroll with UP or DOWN button up to label AL0 (first alarm event memorized)
3. Press SET button to enter the event submenu
4. The encoding label relative to the logged event (Alarm Code) will be displayed
5. Press SET button again to display the duration of the alarm event recorded
6. Press the SET button to move to the next alarm event


Alarm Reset

1. Enter the ALARM menu
2. To reset the alarm list, keep the SET button pressed for 5 sec until the message "CLr" blinks on the display
3. To reset the only event displayed, keep the ALR button pressed for 3 sec until the message "rSA" blinks on the display

NOTE: the current alarms will not reset

MORE INFORMATION AND FUNCTIONALITIES

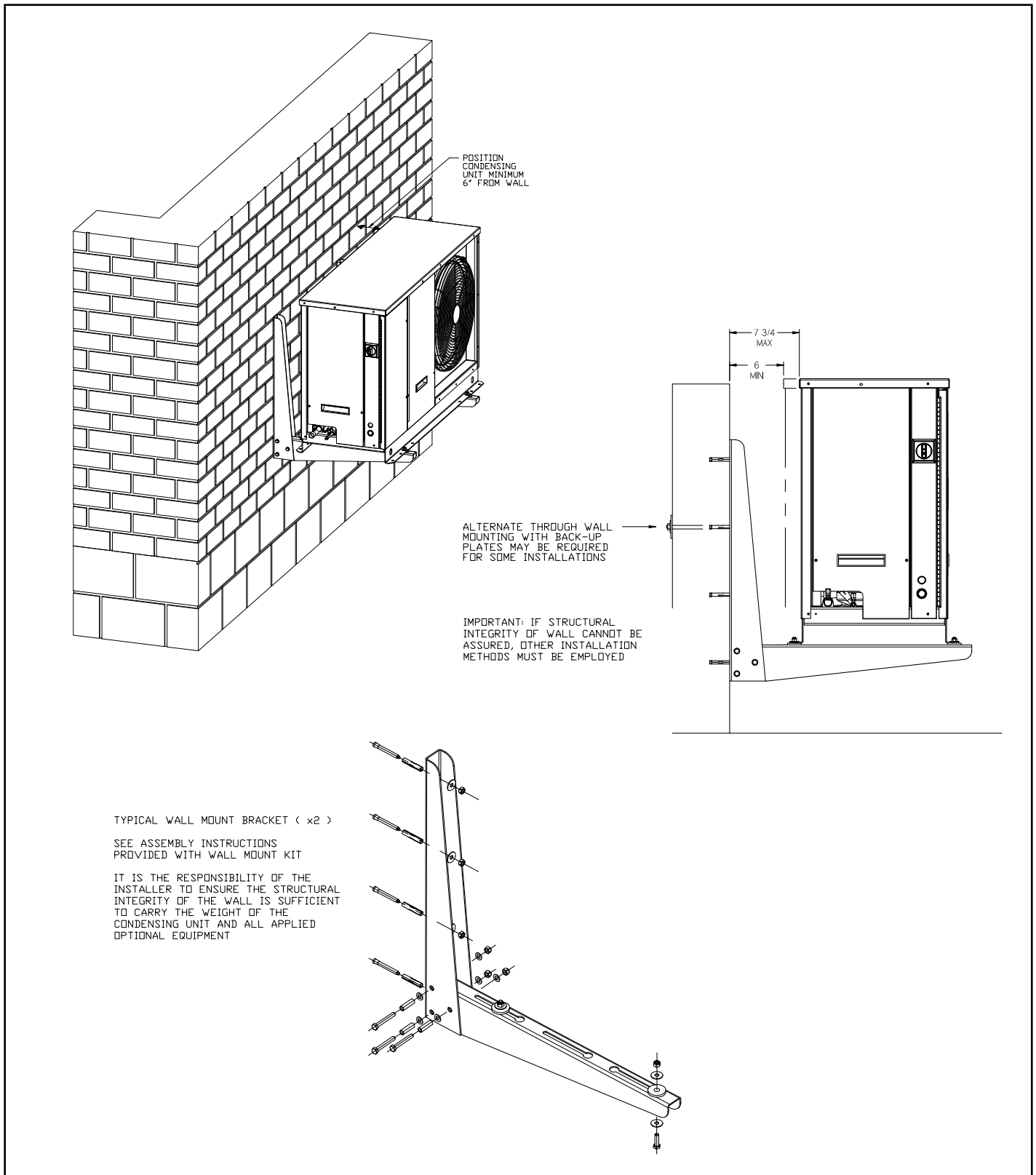
For more controller functions and information please refer to controller instruction manual, available at <https://climate.emerson.com/documents/xc15cx-xc35cx-en-gb-3723474.pdf> or scan this QR code:



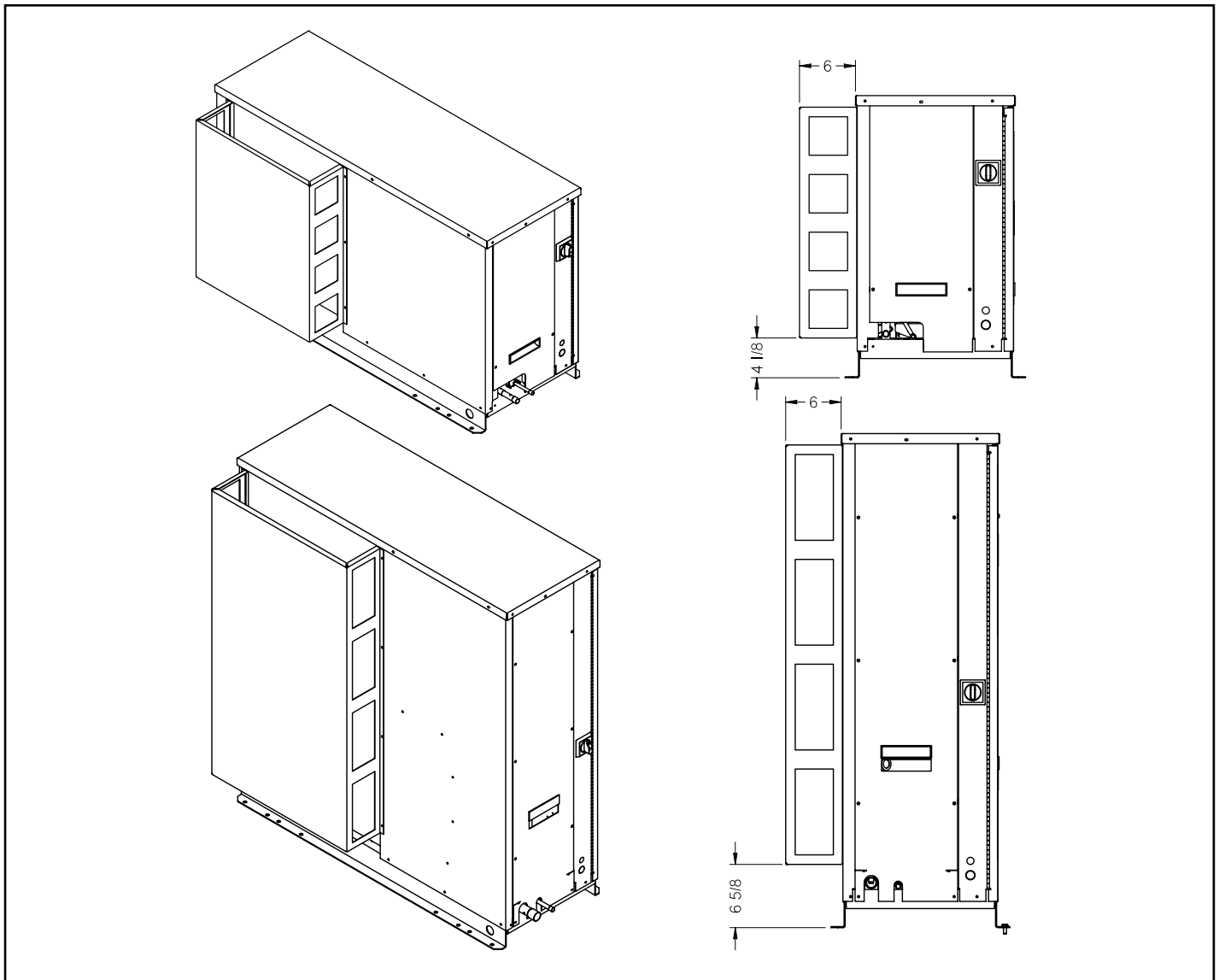
**CONTROLLER
INSTRUCTION
MANUAL**

(*) Controllers with firmware 3.8 and higher only

Wall Mount - Instructions



Wind Guard - Dimensions



| | |
|-------------------|--------------------|
| System | |
| Model Number | Date of Start-Up |
| Serial Number | Service Contractor |
| Refrigerant | Phone |
| Electrical Supply | E-mail |

| | |
|---|---|
|  PRODUCT SUPPORT | <p><i>web:</i> www.t-rp.com/tq <i>email:</i> smcu@t-rp.com <i>call:</i> 1-844-893-3222 x521</p> |
|  TROUBLESHOOTING | <p><i>email:</i> troubleshooting@t-rp.com <i>call:</i> 1-844-893-3222 x529</p> |
|  SERVICE PARTS | <p><i>web:</i> www.t-rp.com/parts <i>email:</i> parts@t-rp.com <i>call:</i> 1-844-893-3222 x504</p> |
|  WARRANTY | <p><i>web:</i> www.t-rp.com/warranty <i>email:</i> warranty@t-rp.com <i>call:</i> 1-844-893-3222 x507</p> |
|  ORDERS | <p><i>email:</i> orders@t-rp.com <i>call:</i> 1-844-893-3222 x501</p> |
|  SHIPPING | <p><i>email:</i> shipping@t-rp.com <i>call:</i> 1-844-893-3222 x503</p> |

| | | |
|--|---|---|
|  |  |  |
| <p>Trenton Refrigeration Brantford, ON • Longview, TX 1-800-463-9517 info@t-rp.com www.t-rp.com</p> | | |